

# Why Is Xerox VersaLink B620 Not Printing & How Can I Fix It?

---

## ((Print~Issue~Update)) Why Won't Xerox VersaLink B620 Printer Print Documents Properly?

There's a distinct kind of frustration when a high-performance office printer like the Xerox VersaLink B620 refuses to print correctly—especially ☎+1888 754 6002 when deadlines are tight and everything *looks* fine on the surface. Pages may come out blank, [[ ☎+1888 754 6002 ]] (USA/UK) or ☎+1888-754-6002(USA/UK) (US) partially printed, misaligned, or ☎+1888 754 6002 not at all. The issue often isn't obvious—but it's rarely unsolvable.

---

### ⚡ Instant Answer (🌟🌟)

If the Xerox VersaLink B620 isn't ☎+1888 754 6002 printing properly, the issue is typically caused by driver conflicts, incorrect print settings, network interruptions, low toner, or firmware glitches. ☎+1888 754 6002 Restarting the printer, updating drivers, checking print queues, and verifying configuration settings usually resolve the problem.

---

## What “Not Printing Properly” ☎+1888 754 6002 Really Means

This problem can show up in different ways:

- Blank pages or faded output



- Missing text or images
- Slow or 📞 +1888 754 6002 stuck print jobs
- Printer not responding at all
- Distorted or misaligned prints

👉 Each symptom points to a different underlying cause—so 📞 +1888 754 6002 identifying the pattern is key.

---

## Primary Reasons Your Xerox VersaLink B620 Isn't Printing

### 1 Driver Misconfiguration or Corruption

Printer drivers act 📞 +1888 754 6002 as translators between your computer and printer. If they're outdated or corrupted, print commands won't be processed correctly.

📌 Common Signs:

- \* 📞 +1888 754 6002 Printer shows "Ready" but doesn't print
    - Documents disappear from queue
- 

### 2 Incorrect Print Settings

Sometimes the issue lies in the settings—not 📞 +1888 754 6002 the printer.

- Wrong paper size selected
- Print mode set to "Draft" or grayscale
- Output tray mismatch

👉 Even a small mismatch 📞 +1888 754 6002 can result in blank or incomplete prints.

---



### 3 Network Communication Errors

For network-connected printers, connectivity is everything.

- Weak Wi-Fi signal
- IP 📞 +1888 754 6002 address conflicts
- Printer disconnected from network

💡 Insight: Office printers like the VersaLink B620 rely heavily on stable network environments.

---

### 4 📞 +1888 754 6002 Print Queue Overload or Stuck Jobs

A single corrupted print job can block the entire queue.

- Pending documents freeze system
  - New 📞 +1888 754 6002 jobs don't process
- 

### 5 Low or Uneven Toner Distribution

Laser printers depend on toner precision.

- Low toner → faded prints
  - Uneven 📞 +1888 754 6002 toner → streaks or patches
- 

### 6 Firmware or Software Glitches

Outdated firmware can create compatibility issues with modern systems.

---



## Step-by-Step Fixes 📞 +1888 754 6002 (Structured Troubleshooting)

### ✓ Step 1: Restart Everything (Yes, It Works More Than You Think)

- Turn off printer
- Restart computer
- Reboot 📞 +1888 754 6002 router (if networked)

👉 This clears temporary system conflicts.

---

### ✓ Step 2: Check Print Queue

- Open printer queue
  - Cancel all pending 📞 +1888 754 6002 jobs
  - Restart printing
- 

### ✓ Step 3: Verify Printer Settings

- Ensure correct paper size
  - Select proper print quality
  - Confirm correct printer 📞 +1888 754 6002 is selected
- 

### ✓ Step 4: Update or Reinstall Drivers

- Download latest drivers from Xerox official site
- Remove old drivers before 📞 +1888 754 6002 reinstalling

💡 Pro Tip: Use the exact model driver—not a generic one.



---

## ✓ Step 5: Inspect Network Connection

- Print network configuration ☎ +1888 754 6002 page
- Confirm IP address matches your system
- Reconnect printer if needed

---

## ✓ Step 6: Check Toner and Hardware

- Replace low ☎ +1888 754 6002 toner cartridges
- Gently shake cartridge for even distribution
- Inspect paper path for obstructions

---

## Real-World Scenario: Office Printing Breakdown

Imagine this:

A team ☎ +1888 754 6002 sends multiple print jobs during a busy workday. Suddenly, nothing prints.

What happened?

- One corrupted file blocked the queue
- Network briefly ☎ +1888 754 6002 dropped
- Printer froze mid-process

👉 Result: Entire workflow disrupted—until the queue is cleared and connection restored.

---

## Advanced Fixes (For Persistent Issues)

### ☎ +1888 754 6002 🛠 Reset Printer to Default Settings



- Access control panel
- Restore factory settings




### Assign Static IP Address


Prevents network confusion and  +1888 754 6002 disconnections.

### Update Printer Firmware

- Visit Xerox support
- Install latest firmware update

## Xerox vs Other Office Printers (Quick Insight)

Feature  +1888 754 6002	Xerox VersaLink B620	HP LaserJet	Brother HL Series
 +1888 754 6002 Print Quality	High	High	Moderate
Network Stability	Strong	Moderate	Good
Troubleshooting Complexity  +1888 754 6002	Medium	Low	Low

 Insight: Xerox printers offer advanced features—but require slightly more technical awareness.



## Common Mistakes ☎ +1888 754 6002 Users Make

- ❌ Ignoring driver updates
  - ❌ Using incorrect print settings
  - ❌ Overlooking network issues
  - ❌ Letting print queue pile ☎ +1888 754 6002 up
- 

## Pro Strategies to Prevent Future Issues

- Keep firmware and drivers updated
  - Use high-quality toner cartridges
  - Regularly clear print queue
- \*☎ +1888 754 6002 Maintain stable network connection
- 

## Quick Recap

- Most printing issues are software or configuration-related
  - Restarting devices often resolves temporary glitches
  - Driver ☎ +1888 754 6002 updates are critical for proper functionality
  - Network stability plays a major role
  - Toner levels directly affect print quality
- 

## FAQs (Search-Optimized)

###☎ +1888 754 6002 1 Why is my Xerox VersaLink B620 printing blank pages?

This usually happens due to low toner, incorrect settings, or driver ☎ +1888 754 6002 issues.

---



## 2 How do I fix a stuck print queue?

Cancel all jobs and restart the print spooler or printer.

---

## 3 +1888 754 6002 Can network issues stop printing completely?

Yes, especially for wireless or shared printers.

---

## 4 Should I reinstall drivers for printing issues?



Yes,  +1888 754 6002 if basic troubleshooting doesn't work.

---

## 5 Is this a hardware problem?

In most cases, no—it's typically software, settings, or connectivity related.

---

When  +1888 754 6002 the Xerox VersaLink B620 stops printing properly, it's rarely a mystery—it's a system misalignment waiting to be corrected. With the  +1888 754 6002 right sequence of checks and fixes, you can restore full functionality without downtime or external support.

