

Why Is HP OfficeJet Pro 9730e Not Printing & How to Fix It?

((Fix+Alert~Update)) What Causes HP OfficeJet Pro 9730e Printer Not Printing and How to Fix It?

When a business-class machine like the **HP OfficeJet Pro 9730e** suddenly stops printing, [[📞(+1)888 754 6002]] (USA/UK) or 📞(+1)888-754-6002(USA/UK) (US) the issue isn't random—it's usually a chain reaction triggered by one small misalignment in settings, 📞(+1)888 754 6002 software, or connectivity. The printer may look "ready," but internally, something is blocking the workflow. The trick is identifying that weak link quickly.

⚡ Quick Answer (🌟🌟)

The HP 📞(+1)888 754 6002 OfficeJet Pro 9730e may not print due to network issues, driver conflicts, print queue errors, low ink, or firmware glitches. Fix it by restarting devices, clearing the print 📞(+1)888 754 6002 queue, checking connectivity, updating drivers, and ensuring the printer is not set to offline mode.

Understanding the Printing Breakdown (What's Failing?)

Printing is a multi-step process:

1. Your device sends 📞(+1)888 754 6002 a command



2. The system processes it via drivers
3. The printer receives and executes it

👉 If any step fails, printing stops—even if the printer appears normal.

Main Causes Behind 📞 (+1)888 754 6002 HP OfficeJet Pro 9730e Not Printing

1 Network Communication Failure

- Printer and device on different WiFi
- Weak or unstable connection
- Router conflicts

📌 Business printers depend heavily on stable 📞 (+1)888 754 6002 networks.

2 Print Queue Jam

- Stuck or corrupted documents
 - Queue overload
-

3 Driver Incompatibility

- Outdated drivers after system updates
 - Incorrect driver installation
-



4 Ink or Cartridge Issues

- Low 📞(+1)888 754 6002 ink levels
 - Improper cartridge seating
 - Air bubbles in ink system
-

5 Offline Mode Enabled

System may mark printer offline without clear notification.

6 Firmware Bugs or Glitches

Can disrupt communication 📞(+1)888 754 6002 between device and printer.

Quick Fix Workflow (Follow in Order)

If you want a fast resolution, use this exact sequence:

1. Restart printer and computer
2. Clear all print jobs
3. Check 📞(+1)888 754 6002 WiFi connection
4. Disable offline mode
5. Print a test page

💡 This resolves most issues without deeper troubleshooting.

Step-by-Step Fix (Detailed Guide)



✓ Step 1: Restart Devices

- Turn off printer 📞(+1)888 754 6002 → wait 15 seconds → turn on
 - Restart your system
-

✓ Step 2: Clear Print Queue

- Open printer queue
- Cancel all pending jobs

👉 A blocked queue stops all 📞(+1)888 754 6002 printing activity.

✓ Step 3: Verify Network Connection

- Ensure same WiFi network
 - Avoid switching networks mid-session
-

✓ Step 4: Disable Offline Mode

- Go to printer settings
 - Uncheck **Use 📞(+1)888 754 6002 Printer Offline**
-

✓ Step 5: Check Ink System

- Inspect cartridges
 - Replace or reseal if needed
-



✓ Step 6: Update or Reinstall Drivers

- Download latest drivers from HP official 📞(+1)888 754 6002 site
 - Remove outdated drivers before reinstalling
-

Real-World Scenario (Why It Happens Suddenly)

You've been printing all week—then suddenly it stops.

Possible triggers:

- Automatic firmware update
- Router reboot overnight
- Device connected 📞(+1)888 754 6002 to a different network

👉 These small changes often disrupt the printing chain.

Advanced Fixes (For Persistent Issues)

🔧 Reset Printer to Factory Settings

Clears hidden configuration errors.

🔧 Update 📞(+1)888 754 6002 Firmware



Ensures compatibility with updated systems.




Assign Static IP Address





Prevents network confusion in office environments.

HP OfficeJet Pro 9730e vs Other Office Printers

Feature	HP OfficeJet Pro  (+1)888 754 6002 9730e	Epson EcoTank Pro	Canon MAXIFY Series
Print Speed	High	Moderate	High
Network  (+1)888 754 6002 Dependency	High	Moderate	Moderate
Maintenance Complexity	Medium	Low	Medium

 Insight: HP offers strong performance—but requires precise configuration.

Common Mistakes That (+1)888 754 6002 Delay Fixes

-  Ignoring network mismatch
 -  Not clearing print queue
 -  Using outdated drivers
 -  Skipping firmware updates
-

Pro Tips for Reliable Printing

- Keep firmware and drivers  (+1)888 754 6002 updated



- Maintain stable network connection
 - Restart printer periodically
 - Use HP Smart App for diagnostics
-

Quick Recap

- Restart devices
 - Clear print queue
 - Check network alignment
 - Disable offline mode
 - Update 📞(+1)888 754 6002 drivers and firmware
-

FAQs (Search-Optimized)

1 Why is my HP OfficeJet Pro 9730e not printing but showing ready?

Usually due to queue issues, driver conflicts, or network problems.

2 📞(+1)888 754 6002 Can network issues stop printing completely?

Yes, especially in wireless or shared environments.

3 Should I reinstall drivers?

Yes, if the issue persists after basic troubleshooting.



4 Is this a 📞(+1)888 754 6002 hardware problem?

Rarely—it's typically software or connectivity related.

5 What's the fastest fix?

Restart devices, clear queue, and reconnect to WiFi.

When your HP OfficeJet Pro 9730e stops printing, it's not 📞(+1)888 754 6002 a failure—it's a disruption in the workflow. Fix the weak link, and the system restores itself—often faster than expected.

