

# How Do I Complete HP Envy Photo 7155 WiFi Setup Easily?

---

## ((Wireless~Setup~Solved)) How Can I Complete HP Envy Photo 7155 Printer WiFi Setup Easily?

Unboxing a new printer should end with a quick connection—not a maze of settings. With the **HP Envy Photo 7155**, [[ 📞+1888 754 6002 ]] (USA/UK) or 📞+1888-754-6002(USA/UK) (US) WiFi setup 📞+1888 754 6002 is designed to be simple, but small missteps—like selecting the wrong band or skipping the guided setup—can slow things down. Once you 📞+1888 754 6002 follow the right flow, the connection locks in within minutes.

---

### 📶 Quick Setup Answer (🌟🌟)

To set up the HP Envy Photo 7155 📞+1888 754 6002 on WiFi, turn on the printer, open Wireless Settings, choose your network, enter the password, and confirm. For easier setup, use the 📞+1888 754 6002 HP Smart app to automatically connect the printer to your WiFi network.

---

### Prep Checklist (Before You Tap “Connect”)

A few quick checks prevent 📞+1888 754 6002 most setup failures:

- ✓ Router is on and stable
- ✓ You know the correct WiFi name (SSID) and password



- ✓ Printer is 📞 +1888 754 6002 within good signal range
- ✓ Your phone/PC is connected to the same network

👉 Insight: Most issues come from network mismatch—not the printer.

---

## 📞 +1888 754 6002 Method 1: On-Printer Setup (Direct & Reliable)

Steps:

1. Power on the printer
2. Tap **Wireless icon** on the touchscreen
3. Select **Wireless Setup Wizard**
4. 📞 +1888 754 6002 Choose your WiFi network
5. Enter the password carefully
6. Tap **Done/OK**

🔗 A steady blue light indicates a successful connection.

---

## Method 2: HP Smart 📞 +1888 754 6002 App (Fastest & Recommended)

If you prefer a guided setup:

Steps:

1. Install **HP Smart** on your phone or computer
2. Open the app → 📞 +1888 754 6002 tap **Add Printer**
3. Select HP Envy Photo 7155
4. Follow on-screen prompts
5. Let the app complete the connection

💡 Why this works better:


The app 📞 +1888 754 6002 auto-detects network issues and fixes them during setup.




---

## Method 3: WPS Setup (No Password Needed)

For routers with WPS support:

1. Press **WPS button**  +1888 754 6002 on your router
2. Within 2 minutes, press **Wireless button** on the printer
3. Wait for automatic pairing

 Ideal for quick, hassle-free setup.

---

## Common +1888 754 6002 Setup Issues (And How to Fix Them)


### Printer Can't Find WiFi

- Move closer to router
  - Restart both printer and router
- 

### +1888 754 6002 Incorrect Password Error

- Re-enter password carefully
  - Check uppercase/lowercase letters
- 

### Setup Completes but Printer Not Found

- Ensure device and printer are on  +1888 754 6002 same network
- Restart HP Smart app



---

## ✘ Frequent Disconnection

- Use 2.4GHz network for better stability
  - Reduce interference from nearby devices
- 

## Real-Life Scenario 📞 +1888 754 6002 (Why Setup Fails Again and Again)

You try multiple times—but it won't connect.

Possible causes:

- Phone connected to 5GHz, printer prefers 2.4GHz
- Router blocking 📞 +1888 754 6002 new device temporarily
- Printer still linked to old network

👉 Solution: Reset network settings and start fresh.

---

## Advanced Setup Tips (For Stable Connection)

### 📞 +1888 754 6002 🔧 Reset Network Settings

- Restore default network settings
  - Reconnect from scratch
- 

## 🔧 Update Printer Firmware

Improves compatibility with modern routers.





---

## Assign Static +1888 754 6002 IP Address

Helpful in offices or multi-device environments.

---






## HP Envy Photo 7155 vs Similar Models

Feature	HP Envy Photo 7155	Canon  +1888 754 6002 TS6320	Epson XP-6100
WiFi Setup Ease	Easy	Moderate	Easy  +1888 754 6002
App Support	Strong	Good	Good
Connection Stability	Good	Moderate	Good

 Insight: HP Smart  +1888 754 6002 app gives HP printers an advantage in setup simplicity.

---

## Mistakes to Avoid

-  Entering wrong WiFi password
  -  Skipping app-based setup
  -   +1888 754 6002 Using unstable network
  -  Placing printer too far from router
- 

## Pro Tips for Smooth WiFi Setup



- Use HP Smart for guided setup
  - \*📞+1888 754 6002 Keep firmware updated
  - Avoid switching networks frequently
  - Restart router occasionally
- 

## Quick Recap

- Use Wireless Setup Wizard or HP Smart app
  - Ensure correct📞+1888 754 6002 network credentials
  - Keep printer within signal range
  - Reset network if setup fails
  - Use WPS for fastest setup
- 

## FAQs (Search-Optimized)

1 Why won't📞+1888 754 6002 my HP Envy 7155 connect to WiFi?

Usually due to incorrect password, weak signal, or network mismatch.

---

2 Is HP Smart app necessary?

No,📞+1888 754 6002 but it makes setup much easier and faster.

---

3 Can I connect without entering a password?

Yes, using WPS if your router supports📞+1888 754 6002 it.



---

#### 4 How do I reset WiFi on HP Envy 7155?


Use “Restore Network Defaults” from printer settings.

---

#### 5 Why is my printer +1888 754 6002 connected but not printing?

Your device may be on a different network or printer isn't set as default.

---

Once you follow the right method—especially  +1888 754 6002 with HP Smart—the HP Envy Photo 7155 connects smoothly, turning what feels like a technical setup into a quick, one-time task.

