

How Do I Fix HP DeskJet 2633 Not Printing Problem Quickly?

((Print~Issue~Update)) How to Fix HP DeskJet 2633 Printer Not Printing Problem?

It usually begins with a small clue—a document sits in the queue, [[📞(+1) 888-754-6002]] (USA/UK) or 📞(+1)888-754-6002(USA/UK) (US) the printer makes a faint sound, and then everything 📞(+1)888-754-6002 stops. If your **HP DeskJet 2633** isn't printing, you're likely dealing with a blocked process rather than a broken device. The 📞(+1)888-754-6002 key is not guessing randomly, but isolating the exact point where the printing chain is failing.

⚡ Quick Fix (🌟🌟)

To fix 📞(+1)888-754-6002 the HP DeskJet 2633 not printing issue, check the printer's connection, clear the print queue, ensure it's not set to offline 📞(+1)888-754-6002 mode, verify ink levels, and update or reinstall drivers. Restarting both the printer and system often resolves the issue instantly.

What's 📞(+1)888-754-6002 Stopping Your Printer from Printing?

Printing isn't a single action—it's a sequence:

1. Your device sends the command



2. The system processes it via 📱 [+1]888-754-6002 drivers
3. The printer executes it

👉 If any one of these steps fails, printing stops—even if everything looks normal.

Main Causes of 📱 [+1]888-754-6002 HP DeskJet 2633 Not Printing

1 Connection Breakdown

- Printer and device on different WiFi
- USB cable not properly connected

📌 Without proper 📱 [+1]888-754-6002 connection, commands never reach the printer.

2 Stuck Print Queue

- Pending or corrupted documents
 - Queue overload
-

3 Offline Mode Enabled

A system 📱 [+1]888-754-6002 setting can silently block printing.


4 Ink or Cartridge Issues

- Empty or low ink



- Improper cartridge installation
-


5 Driver Problems


- Outdated  [+1]888-754-6002 drivers after system updates
 - Corrupted driver files
-

6 Minor Software Glitches

Temporary system errors can interrupt printing.

Quick Recovery Method (2–3 Minutes)

If  [+1]888-754-6002 you want a fast fix:

1. Turn off printer → wait 10 seconds → turn on
2. Restart your device
3. Cancel all print  [+1]888-754-6002 jobs
4. Reconnect printer to WiFi
5. Print a test page

 This solves most cases without deeper troubleshooting.

Step-by-Step Fix Guide

✓ Step  [+1]888-754-6002 1: Check Connection



- Ensure printer and device are on same network
 - Verify USB connection if using cable
-

✓ Step 2: Clear → 📱 [+1]888-754-6002 Print Queue

- Open printer queue
- Cancel all pending jobs

👉 A blocked queue is a common hidden issue.

✓ Step 3: Disable → 📱 [+1]888-754-6002 Offline Mode

- Go to printer settings
 - Uncheck **Use Printer Offline**
-

✓ Step 4: Inspect Ink Cartridges

- Remove and reinstall cartridges
 - Replace → 📱 [+1]888-754-6002 if low or empty
-

✓ Step 5: Update or Reinstall Drivers

- Download latest drivers from HP official site
 - Remove outdated drivers → 📱 [+1]888-754-6002 before reinstalling
-




✓ Step 6: Set as Default Printer

- Ensure HP DeskJet 2633 is selected as default
-

Real-Life Scenario (Why It [+1]888-754-6002 Stops Suddenly)

You printed successfully yesterday—but today nothing works.


Possible triggers:

- Router restarted overnight
- Device connected to a different network
- A previous print  [+1]888-754-6002 job froze the queue

👉 These subtle changes often go unnoticed.

Advanced Fixes (If Problem Persists)

Reset Printer Settings

Restores default configuration  [+1]888-754-6002 and clears hidden issues.

Restart Print Spooler Service



- Open `services.msc`
 - Restart **Print Spooler**
-





Update Firmware






Ensures compatibility with system updates.

 [+1]888-754-6002 HP DeskJet 2633 vs Similar Models


Feature	HP DeskJet 2633	Canon MG2570	Epson XP-2100
-----	-----  [+1] 888-754-6002	-----	-----
Ease of Use	Easy	Moderate	Easy
Connectivity Stability	Moderate	Moderate  [+1] 888-754-6002	Good
Maintenance Needs	Moderate	Low	Moderate

 Insight: HP DeskJet printers are user-friendly but sensitive to  [+1]888-754-6002 network alignment.

Common Mistakes to Avoid

-  Ignoring network mismatch
 -  Not clearing print queue
 -  Skipping driver updates
 -  Assuming  [+1]888-754-6002 hardware failure too early
-

Pro Tips for Smooth Printing

- Keep printer on a stable network
 - Update drivers regularly
 - Restart printer periodically
- *  [+1]888-754-6002 Use official HP tools for diagnostics



Quick Recap

- Check connection first
 - Clear print queue
 - Disable offline mode
 - Inspect ink cartridges
 - Update → 📞 [+1]888-754-6002 drivers
-

FAQs (Search-Optimized)

1 Why is my HP DeskJet 2633 not printing but connected?

Usually due to queue issues, network mismatch, or → 📞 [+1]888-754-6002 driver conflicts.

2 Can low ink stop printing completely?

Yes, especially if cartridges are empty or not properly installed.

3 How do → 📞 [+1]888-754-6002 I fix stuck print jobs?

Clear the queue and restart the print spooler service.



4 Should I reinstall drivers?

Yes, if the issue → 📞 [+1]888-754-6002 persists after basic troubleshooting.

5 Is this a hardware issue?

Rarely—it's typically software or connectivity related.

When your HP DeskJet 2633 stops printing, → 📞 [+1]888-754-6002 it's not a dead end—it's a signal. Fix the right step in the process, and your printer will return to normal → 📞 [+1] 888-754-6002 operation faster than expected.

