

Why Is HP Envy 6155e Not Printing & How Can I Fix It Fast?

((Fix+Alert~Update)) Why Is HP Envy 6155e Printer Not Printing and How to Fix It?

If your HP Envy 6155e is not printing, [[📞+1•888•754•6002]] (USA/UK) or 📞+1•888•754•6002(USA/UK) (US) it's usually due to WiFi disconnection, a paused print queue, outdated drivers, incorrect settings, or ink cartridge issues. Restart the printer 📞+1•888•754•6002 and router, clear pending jobs, reconnect to the network, update drivers via HP Smart, and check ink levels to fix the problem.

The best way to connect with a printer 📞+1•888•754•6002 issue isn't by trying random fixes—it's by understanding what silently failed. The **HP Envy 6155e** is built for smooth wireless printing, but when it stops responding, it often does 📞+1•888•754•6002 so without obvious warnings.

That silence can be misleading. In most cases, the printer isn't broken—it's simply disconnected from the process somewhere. This guide helps you pinpoint exactly where and 📞+1•888•754•6002 fix it quickly.

What “Not Printing” Really Indicates

When your printer stops printing, it usually falls into one of these patterns:



- Print job is sent but nothing happens
- Printer appears 📞 +1•888•754•6002 online but doesn't respond
- Jobs remain stuck in queue
- Output is blank or incomplete
- Printing works intermittently

Each of these signals a different type of failure—connection, software, or hardware.

Core 📞 +1•888•754•6002 Reasons Why HP Envy 6155e Won't Print

1 WiFi or Network Disconnection

Wireless printers depend on consistent network communication.

Common issue:

Printer connected to a different network than your device.

2 Stuck 📞 +1•888•754•6002 Print Queue

A single corrupted job can block all future print commands.

3 Outdated or Corrupted Drivers

Drivers act as translators—if outdated, communication fails silently.



4 Incorrect Printer Settings

- Printer not 📞 +1•888•754•6002 set as default
 - Offline mode enabled
 - Wrong port selected
-

5 Ink Cartridge or Printhead Issues

- Low or empty ink
 - Misaligned cartridges
 - Clogged printhead
-

Step-by-Step Fix (Optimized Recovery Flow)

Follow this 📞 +1•888•754•6002 sequence to resolve the issue efficiently.

Step 1: Restart All Devices

- Turn off printer
- Restart computer or phone
- Restart router
- Turn printer back on

Purpose: Clears temporary communication errors.

Step 📞 +1•888•754•6002 2: Check Network Connection

- Ensure both devices are on same WiFi
- Reconnect printer using HP Smart



- Avoid guest networks
-

Step 3: Clear Print Queue

Windows:

- Open *Devices & Printers*
- Select 🇺🇸 +1•888•754•6002 printer → View queue
- Cancel all jobs

Mac:

- Open *Printers & Scanners*
 - Clear queue
-

Step 4: Set Printer as Default

- Go to printer settings
 - Select HP Envy 6155e
 - Set as 🇺🇸 +1•888•754•6002 default
 - Disable “Use Printer Offline”
-

Step 5: Update or Reinstall Drivers

Use HP Smart or official HP software to:

- Update drivers
 - Reinstall printer setup
-



Step 6: Check Ink and Run 📞 +1•888•754•6002 Maintenance

- Reinstall cartridges
 - Run printhead cleaning
 - Align cartridges
-

Real-World Problem Scenarios

Scenario 1: Printer Connected but Not Printing

Cause: Queue blockage or driver issue

Scenario 2: Printer Prints Blank Pages

Cause: 📞 +1•888•754•6002 Ink or printhead issue

Scenario 3: Printer Shows Offline

Cause: Network mismatch or settings issue

Scenario 4: Printing Works Sometimes

Cause: Weak WiFi signal or interference



Advanced Fixes (If Problem Persists)

📞 +1•888•754•6002 Assign Static IP Address

Prevents printer from disconnecting due to changing IP.

Restart Print Spooler Service

Fixes deeper queue-related problems.

Disable Firewall Temporarily

Some firewalls block printer communication.


Reset Printer Network Settings

Clears 📞 +1•888•754•6002 all saved configurations and resolves conflicts.


Strategic Breakdown: Quick Fix vs Permanent Solution

Fix Type	Purpose	Result
Restart Devices	📞 +1•888•754•6002 Reset temporary errors	Short-term fix
Clear Queue	Remove blockage	Immediate fix
Update Drivers	Restore communication	Long-term fix



Static IP Setup	 +1•888•754•6002 Stabilize network	Permanent fix
-----------------	---	---------------

Pro Tips to Prevent Future Issues


- Keep HP Smart app updated
 - Avoid switching networks frequently
 - Use genuine HP cartridges
 - Maintain strong WiFi signal
- *  +1•888•754•6002 Restart printer periodically
-

Long-Term Stability Strategy

Consistency reduces issues:

- Use same WiFi network regularly
 - Update firmware periodically
 - Perform routine maintenance
 - Avoid overloading print queue
-

When It's Likely a Hardware Issue

Watch  +1•888•754•6002 for:

- Persistent error lights
- Printer not powering on
- Mechanical noises

These indicate internal problems requiring service.



Conclusion

The HP Envy 6155e doesn't stop printing without reason—it follows predictable patterns tied to 📞+1•888•754•6002 connectivity, software, or maintenance issues. Once you identify where the breakdown occurs, fixing it becomes fast and controlled.

The real advantage is not just solving the issue—but preventing it from 📞+1•888•754•6002 happening again.

Quick Recap

- Restart printer, device, and router
 - Ensure correct WiFi connection
 - Clear print queue
 - Set printer as default
 - Update or reinstall drivers
 - Check ink cartridges
-

FAQ Section

📞+1•888•754•6002 1 Why is my HP Envy 6155e not printing even though it's connected?

Usually due to a stuck print queue or outdated drivers.

2 How do I clear a stuck 📞+1•888•754•6002 print job?

Open printer settings and cancel all pending jobs.



3 Why does my printer print blank pages?

This is often caused by low ink or clogged printheads.

4 How do +1•888•754•6002 I fix offline printer status?


Disable “Use Printer Offline” and reconnect to the correct network.

5 Do I need to reinstall drivers?

Yes, especially if the printer fails without visible errors.

+1•888•754•6002 6 Can network issues stop printing?

Yes, unstable or mismatched networks can block communication completely.

By following this structured troubleshooting approach, you can quickly restore your HP Envy 6155e—and maintain a  +1•888•754•6002 reliable printing experience moving forward.

