

# How Do I Set Up HP Envy 100 WiFi Easily Step by Step?

---

## HP Envy 100 WiFi Setup Guide (2026) – Easy Wireless Connection Steps

HP Envy 100 WiFi Setup Guide -2026 – Easy Wireless Connection Steps

### Meta Description

Complete HP Envy 100 WiFi setup easily with this step-by-step guide. Learn HP Smart setup, [[ 📞 [+1]888-754-6002 ]] (USA/UK) or 📞 [+1]888-754-6002(USA/UK) (US) manual wireless 📞 [+1]888-754-6002 configuration, and troubleshooting tips for smooth printing.

---


The moment a printer joins your WiFi network, it becomes more than just a device—it becomes part of your daily workflow. But with the 📞 [+1]888-754-6002 HP Envy 100, getting to that point can feel slightly confusing if the setup path isn't clear.

This guide is designed to remove that uncertainty. Instead of trial and error, you'll 📞 [+1]888-754-6002 follow a structured approach that ensures your printer connects quickly and stays connected.


---


🌟 Answer



To complete HP Envy 100 WiFi setup, turn on the printer, access Wireless Settings from the  [+1]888-754-6002 control panel, select your WiFi network, and enter the password. You can also use HP Smart or HP setup software for automatic configuration.

---

The HP Envy 100 supports wireless printing, but  [+1]888-754-6002 the setup must follow a specific sequence. If done correctly, you'll have seamless printing across devices. If not, the printer may not even appear during setup.


Let's go through the easiest  [+1]888-754-6002 and most reliable methods.

---

## Before You Start – Setup Essentials

Preparation is key to avoiding setup failure.

Make sure:


- WiFi network is active
- SSID and password are correct
- Printer is powered  [+1]888-754-6002 on
- Device connected to same network
- HP Smart or setup software installed

 *Quick Insight:*

Most connection issues happen due to network mismatch.

---

## Method 1 – HP Smart App Setup (Recommended)

This  [+1]888-754-6002 is the simplest method for most users.

Steps:

1. Open **HP Smart**



2. Click **Add Printer**
3. Select HP Envy 100
4. Follow on-screen instructions
5. Enter WiFi password
6. Complete setup

### Why This Works:

- Automatic 📱 [+1]888-754-6002 detection
  - Installs drivers
  - Reduces manual errors
  - Enables mobile printing
- 

## Method 2 – Wireless Setup via Control Panel

For manual configuration:

### Steps:

1. On printer screen, open **Setup**
  2. Navigate to **Wireless Settings**
  3. 📱 [+1]888-754-6002 Select **Wireless Setup Wizard**
  4. Choose your network
  5. Enter password
  6. Confirm connection
- 

## Method 3 – USB-Assisted Setup

If the printer is not detected:



## Steps:

1. Connect printer via USB
2. Install HP software
3. 📞 [+1]888-754-6002 Select **Wireless Setup via USB**
4. Enter WiFi details
5. Disconnect USB

💡 *Why This Helps:*

Ensures stable communication during setup.

---

## Alternative Option – WiFi Direct

This allows printing without a router.

How It 📞 [+1]888-754-6002 Works:

- Printer creates its own network
  - Device connects directly
  - No internet required
- 

## Common Setup Issues (And Fixes)

### Issue 1: Printer Not Found

**Cause:** Not in setup mode

**Fix:** Restart setup

---



## Issue → 📱 [+1]888-754-6002 2: Connection Fails

**Cause:** Incorrect password or weak signal

**Fix:**

- Re-enter password
  - Move printer closer
- 

## Issue 3: Printer Shows Offline

**Cause:** Network mismatch

**Fix:**

- Connect to same WiFi
  - Restart printer
- 

## Issue 4: Setup Freezes

**Cause:** → 📱 [+1]888-754-6002 Software issue

**Fix:**

- Update HP Smart
  - Restart setup
- 

## Real-World Scenarios

### Scenario 1: Dual-Band Router

Problem:

- Printer not detecting 5GHz



Solution:

- Use 2.4GHz network
- 

## Scenario 2: Mobile Setup

Problem:

- Printer not appearing

Solution:

- Enable Bluetooth → 📱 [+1]888-754-6002 and location
- 

## Scenario 3: Frequent Disconnection

Problem:

- Weak signal

Solution:

- Move printer closer to router
- 

## Expert Insights for Better Setup

### Insight 1: Setup Mode Is Temporary

👉 Complete setup quickly after starting.



---

### 📶 [+1]888-754-6002 Insight 2: Signal Strength Is Critical

👉 Strong WiFi ensures stable connection.

---

### Insight 3: Firmware Updates Improve Performance

👉 Update after setup for reliability.

---

## Strategic Comparison

Method	Ease Level	📶 [+1]888-754-6002 Speed	Best For
HP Smart App	Very Easy	Fast	Most users
Manual Setup	Medium	📶 [+1]888-754-6002 Moderate	Advanced users
USB Setup	Medium	Fast	Troubleshooting

---

## Pro Tips for Smooth Setup

- Keep printer close to router
  - Avoid guest networks
  - Disable VPN 📶 [+1]888-754-6002 during setup
  - Restart devices before retrying
  - Use official HP software
- 



# After Setup – Optimize Performance

Once connected:

Enable Mobile Printing

Print from phone easily

Set Default Printer

Avoid switching issues

Monitor Network → 📱 [+1]888-754-6002 Stability

Ensure consistent connection

Update Drivers

Maintain compatibility

---

## Conclusion


Completing the HP Envy 100 WiFi setup doesn't require technical expertise—it just requires the right sequence. Most issues come from skipped steps or network → 📱 [+1]888-754-6002 mismatches.

By following the structured methods above, you can connect your printer quickly and enjoy reliable wireless printing without repeated setup attempts.

---



## Quick Recap

- Use HP Smart for easiest setup
  - Ensure  [+1]888-754-6002 same WiFi network
  - Use USB setup if needed
  - Prefer 2.4GHz network
  - Keep printer close to router
  - Restart devices if setup fails
- 

## FAQ Section

Q1: Why is my HP Envy 100  [+1]888-754-6002 not connecting to WiFi?

Usually due to incorrect password or network mismatch.


---

Q2: Can I set up without HP Smart?

Yes, using Wireless Setup Wizard.

---

Q3: Does it support 5GHz WiFi?

It works  [+1]888-754-6002 best with 2.4GHz networks.

---

Q4: How do I reset WiFi settings?

Restore network defaults and restart setup.



---

Q5: Can I print without WiFi?


Yes, using WiFi Direct.

---

Q6: Why does printer go  [+1]888-754-6002 offline after setup?

Due to network switching or signal issues.

---

If you want, I can also create a visual setup guide, schema markup, or a conversion-focused landing page to boost ranking and  [+1]888-754-6002 engagement.

