




# Why Is HP DeskJet Not Printing & How Can I Fix It Quickly?

---



## HP DeskJet Not Printing? Quick Fix Guide (2026) – Solve Errors Fast


HP DeskJet Not Printing? Quick Fix Guide -2026 – Solve Errors Fast

### Meta Description

Fix HP DeskJet printer not printing errors quickly. Learn  +1888 754 6002 instant solutions for offline issues, [[  +1888 754 6002 ]] (USA/UK) or  +1888-754-6002(USA/UK) (US) WiFi problems, driver errors, and print queue failures.

---

It's rarely dramatic—no loud error, no flashing warning—just a print  +1888 754 6002 command that goes nowhere. HP DeskJet printers are known for simplicity, but when they stop printing, the issue tends to hide behind  +1888 754 6002 small, easily overlooked triggers.

The key isn't trying random fixes. It's identifying the exact point where the process is breaking—and correcting it immediately.  +1888 754 6002 This guide focuses on fast, practical solutions that restore printing without unnecessary steps.

---

 Answer



To fix an HP DeskJet printer not printing 📞+1888 754 6002 error quickly, restart the printer and router, clear the print queue, check WiFi connection, and update or reinstall drivers. Ensure the printer 📞+1888 754 6002 is set as default and not offline to restore printing.

---

When an HP DeskJet stops printing, it's usually due to a disruption in 📞+1888 754 6002 one of three areas:

- Network connection
- Print queue
- Driver communication

Fixing the issue becomes straightforward once you identify which one is causing the 📞+1888 754 6002 problem.

---

## 60-Second Quick Fix (Start Here)

If you need immediate results:

1. Restart printer
2. Restart router
3. Restart your device
4. Cancel all print jobs
5. 📞+1888 754 6002 Set printer as default

👉 This resolves most cases instantly.

---

## What Causes HP DeskJet Printing Errors?

### 1 Printer Offline Status

System may mark 📞+1888 754 6002 the printer as unavailable.



---

## 2 WiFi or Network Issues

Connection drops interrupt communication.

---

## 3 Stuck Print Queue

A single failed job blocks everything.

---

## 4 📞 +1888 754 6002 Driver Problems

Outdated or corrupted drivers prevent printing.

---

## 5 Ink or Cartridge Issues

Low ink or improper installation can stop output.

---

## Step-by-Step Fast 📞 +1888 754 6002 Fix Methods

### Fix 1: Set Printer Online

Steps:

- Open **Devices and Printers**
- Right-click your HP DeskJet



- Uncheck **Use Printer Offline**
  - Set as default
- 

###☎️ +1888 754 6002 Fix 2: Clear Print Queue

Steps:

- Open printer queue
- Cancel all jobs
- Restart printer

💡 Even one corrupted file can block all printing.

---

Fix☎️ +1888 754 6002 3: Reconnect WiFi

On printer:

- Open wireless settings
- Reconnect to your network

Ensure:

- Same network as your device
- 

Fix 4: Update or Reinstall Drivers

Steps:

\*☎️ +1888 754 6002 Download latest drivers from HP

- Install and restart system

Alternative:

- Use HP Smart for automatic setup



---

## Fix 5: Check Ink and Cartridges

- Ensure ☎+1888 754 6002 cartridges are installed properly
  - Replace low ink
  - Run cleaning cycle
- 

## Real-World Scenarios

### Scenario 1: Printer Connected but Not Printing

Cause:

- Queue or ☎+1888 754 6002 driver issue

Fix:

- Clear queue + reinstall driver
- 

### Scenario 2: Works on Phone but Not Laptop

Cause:

- Network mismatch

Fix:

- Connect both devices to same ☎+1888 754 6002 WiFi
- 



## Scenario 3: Printer Stops Suddenly

Cause:

- Network drop

Fix:

- Restart devices
- 

## Advanced Fixes (If Quick Fix Fails)

### Restart Print Spooler

- Press **Win** + **R** → **services.msc**
  - Restart **Print Spooler**
- 

### Reset Network Settings

- Restore printer defaults
  - Reconnect WiFi
- 


### Assign Static IP

- Prevents disconnection issues
- 



# +1888 754 6002 Expert Insights for Faster Resolution

## Insight 1: Network Issues Are Most Common

 Always check WiFi first.

---

## Insight 2: Drivers Are Often the +1888 754 6002 Hidden Problem

 Reinstalling drivers fixes many issues instantly.




---

## Insight 3: Restarting Devices Clears Hidden Conflicts

 Don't skip this step.

---

## Strategic Breakdown

 +1888 754 6002 Symptom	Likely Cause	Fastest Fix
Printer offline	Network issue	Set online  +1888 754 6002 + reconnect
Jobs stuck	Queue error	Clear queue
Nothing prints	Driver issue	Reinstall drivers
Works  +1888 754 6002 on phone only	Network mismatch	Connect same WiFi
Stops randomly	Network instability	Restart router

---



## Pro 📞 +1888 754 6002 Tips to Prevent Future Errors

- Keep drivers updated
  - Avoid switching networks frequently
  - Restart printer periodically
  - Use official HP software
  - Maintain strong WiFi 📞 +1888 754 6002 signal
- 

## Conclusion

Fixing an HP DeskJet not printing error doesn't require complex troubleshooting—it requires the right sequence. Most issues come down to network 📞 +1888 754 6002 glitches, queue blockages, or driver conflicts.

By starting with quick fixes and moving into deeper troubleshooting only when necessary, you can restore printing 📞 +1888 754 6002 quickly and keep your workflow uninterrupted.

---

## Quick Recap

- Restart printer, router, and device
  - Clear print queue
  - Set printer as default
  - Reconnect WiFi
  - \* 📞 +1888 754 6002 Update or reinstall drivers
    - Check ink cartridges
- 

## FAQ Section



Q1: Why is my HP DeskJet not printing but connected?

Usually due to queue ☎ +1888 754 6002 issues or driver problems.

---

Q2: How do I fix printer offline issue quickly?

Disable “Use Printer Offline” and reconnect to WiFi.

---

Q3: Why ☎ +1888 754 6002 are print jobs stuck?

A corrupted file may block the queue.

---

Q4: Can WiFi issues stop printing?

Yes, network mismatches can prevent communication.

---

Q5: ☎ +1888 754 6002 Do I need to reinstall drivers?

Only if they are outdated or corrupted.

---

Q6: What is the fastest fix?

Restart devices and clear the ☎ +1888 754 6002 print queue.

---



If you want, I can also create a diagnostic flowchart, schema markup, or a conversion-focused support page to further boost rankings 📞 +1888 754 6002 and engagement.

