

# Why Is HP OfficeJet Pro 8730 Not Printing & How Do I Fix It?

---

## HP OfficeJet Pro 8730 Not Printing? Causes + Instant Fix Guide (2026)

HP OfficeJet Pro 8730 Not Printing? Causes + Instant Fix Guide (2026)

### Meta Description

Discover why your HP OfficeJet Pro 8730 is not printing and fix it fast. 📞 1-888-754-6002  
Step-by-step solutions for offline errors, [[ 📞 1-888-754-6002 ]] (USA/UK) or  
📞 1-888-754-6002(USA/UK) (US) network issues, driver conflicts, and queue problems.

---



When a high-performance printer like the HP OfficeJet Pro 8730 suddenly stops printing, it's rarely a 📞 1-888-754-6002 random glitch—it's a signal. Something in the workflow has broken, even if everything *appears* connected and ready.

Instead of guessing, the smarter approach is to identify exactly what's 📞 1-888-754-6002 blocking the print process. This guide focuses on pinpointing those causes quickly and applying fixes that restore printing without unnecessary delays.


---

🌟 Answer



The HP OfficeJet Pro 8730  1-888-754-6002 may not print due to offline status, network issues, stuck print queue, outdated drivers, or cartridge problems. Restarting the printer, clearing the queue, reconnecting to WiFi, and  1-888-754-6002 updating drivers usually resolve the issue quickly.

---

Printing failures don't happen without reason. In most cases, the issue comes down to a disruption in communication between your device  1-888-754-6002 and the printer.

Let's break down the real causes—and how to fix them efficiently.

---

## Core Causes Behind the Problem

### 1 Printer Showing Offline

Your system may mark the  1-888-754-6002 printer as unavailable even when it's powered on.

---

### 2 Network Connectivity Problems

A mismatch in network or unstable connection can block print jobs.

---

### 3 Stuck Print Queue

One failed  1-888-754-6002 job can freeze the entire queue.

---



## 4 Driver Conflicts or Outdated Software

Drivers must match your system—otherwise commands fail silently.

---

## 5 Ink or Cartridge Issues

Low ink or misaligned 📱 1-888-754-6002 cartridges can prevent printing.

---

## Immediate Fix Sequence (Fastest Recovery)

If you need quick results, follow this:

1. Restart printer
2. Restart router
3. Restart your device
4. Clear print queue
5. Set 📱 1-888-754-6002 printer as default

👉 This resolves most issues within minutes.

---

## Step-by-Step Troubleshooting

### Fix 1: Bring Printer Back Online

Steps:

- Open **Devices and Printers**
- Right-click HP OfficeJet Pro 8730
- \* 📱 1-888-754-6002 Uncheck **Use Printer Offline**
- Set as default




 *Insight:*

Offline mode can activate automatically after network interruptions.

---

## Fix 2: Clear Print Queue

Steps:

- Open printer queue
- Cancel all jobs
- Restart  1-888-754-6002 printer

 Even one corrupted file can block all printing.

---

## Fix 3: Reconnect WiFi

On printer:

- Open wireless settings
- Reconnect to correct network

Ensure:

- Same network as your device
- 

## Fix 1-888-754-6002 4: Update or Reinstall Drivers

Steps:


- Download latest drivers from HP
- Install and restart system

Alternative:



- Use HP Smart for automatic setup
- 

## Fix 5: Check Ink and Cartridges

- Ensure  1-888-754-6002 cartridges are properly installed
  - Replace low ink
  - Run cleaning cycle
- 


## Real-World Scenarios

### Scenario 1: Printer Connected but Not Printing

Cause:

- Driver or queue issue

Fix:

- Clear queue +  1-888-754-6002 reinstall driver
- 

### Scenario 2: Works from Mobile but Not Desktop

Cause:

- Different network

Fix:

- Connect both to same WiFi



---

## Scenario 3: Printing Stops Mid-Job

Cause:

- Network drop or firmware glitch

Fix:

\* → 📞 1-888-754-6002 Restart devices

---

## Advanced Fixes (If Issue Persists)

### Restart Print Spooler

- Press **Win + R** → **services.msc**
  - Restart **Print Spooler**
- 

### Reset Network Settings

- Restore network defaults
  - Reconnect → 📞 1-888-754-6002 printer
- 

### Assign Static IP

- Prevents connection drops
- 



# Expert Insights You Should Know

## Insight 1: Network Stability Is Critical

👉 Even minor disruptions can block printing.

---

## Insight 2: 📱 1-888-754-6002 Drivers Are Often Overlooked

👉 Reinstalling drivers fixes many hidden issues.

---

## Insight 3: Regular Maintenance Prevents Failures

👉 Keep firmware and drivers updated.

---

## Strategic Breakdown

Symptom	Likely 📱 1-888-754-6002 Cause	Best Fix
Printer offline	Network issue	Set online + reconnect
Jobs stuck	Queue error 📱 1-888-754-6002	Clear queue
Nothing prints	Driver issue	Reinstall drivers
Works on phone only	Network mismatch	Connect same WiFi



Stops mid-job → 📞 1-888-754-6002	Network drop	Restart devices
----------------------------------	--------------	-----------------

---

## Pro Tips for Consistent Printing

- Keep firmware updated
  - Avoid switching networks frequently
  - Restart printer periodically
  - Use official HP drivers
- \* → 📞 1-888-754-6002 Maintain strong WiFi signal
- 

## Conclusion

When the HP OfficeJet Pro 8730 stops printing, the issue is rarely complicated—it's usually a small but critical disruption. The key is identifying → 📞 1-888-754-6002 the cause quickly and applying the right fix instead of trying random solutions.

By following a structured troubleshooting approach, you can restore printing efficiently and prevent the issue → 📞 1-888-754-6002 from recurring.

---

## Quick Recap

- Restart printer, router, and device
  - Clear print queue
  - Set printer as default
  - Reconnect WiFi
  - Update or reinstall drivers
  - Check ink cartridges
- 



## FAQ Section

### → 📞 1-888-754-6002 Q1: Why is my HP OfficeJet Pro 8730 not printing but connected?

Usually due to queue issues or driver problems.

---

Q2: How do I fix printer offline issue?

Disable → 📞 1-888-754-6002 “Use Printer Offline” and reconnect to WiFi.

---

Q3: Why are print jobs stuck?

A corrupted file can block the queue.

---

Q4: Can network issues stop printing?

Yes, network mismatches → 📞 1-888-754-6002 can prevent communication.

---

Q5: Do I need to reinstall drivers?

Only if they are outdated or corrupted.

---

Q6: What is the fastest fix?

Restart devices and clear the print → 📞 1-888-754-6002 queue.



---

If you want, I can also create a diagnostic flowchart, schema markup, or a conversion-focused troubleshooting page to enhance ranking and engagement further.

