

# How Do I Set Up HP Envy 5532 WiFi Step by Step Easily?

---

## HP Envy 5532 WiFi Setup Guide (2026) – Easy Wireless Connection Steps

HP Envy 5532 WiFi Setup Guide -2026 – Easy Wireless Connection Steps

### Meta Description

Learn how to set up HP Envy 5532 on a wireless network. Follow [+1\]888-754-6002](#) step-by-step WiFi setup, [[ [+1\]888-754-6002](#) ]] (USA/UK) or [+1\]888-754-6002\(USA/UK\)](#) (US) HP Smart method, troubleshooting tips, and expert advice for stable printing.

---


There's a subtle difference between a printer that supports wireless and one that's [+1\]888-754-6002](#) actually *connected properly*. With the HP Envy 5532, most setup frustrations don't come from complexity—they come from small missteps that interrupt the connection flow.

If you want [+1\]888-754-6002](#) a clean, working setup without repeated attempts, this guide walks you through the exact process—along with the hidden details that make the difference between success and [+1\]888-754-6002](#) failure.



---



## ✨ Answer

To set up HP Envy 5532 on a wireless network, turn on the printer, access Wireless Setup Wizard from the control panel, select your  [+1]888-754-6002 WiFi network, and enter the password. You can also use the HP Smart app for automatic setup. Ensure both devices are on the same network.

---


The HP  [+1]888-754-6002 Envy 5532 is built for wireless convenience, but it depends on proper configuration. Once connected correctly, it enables seamless printing from multiple devices—but until then, even  [+1]888-754-6002 simple tasks can fail.


Let's go through the setup methods that actually work.

---

## Before You Begin – Setup Essentials

Preparation is often overlooked, but it determines success.

Make  [+1]888-754-6002 sure:


- WiFi network is active
- Network name (SSID) and password are correct
- Printer is powered on
- Device is connected to the same network
- HP Smart app  [+1]888-754-6002 is installed (recommended)

### *Quick Insight:*

Network mismatch is the #1 reason printers fail to connect.

---

## Method 1 – HP Smart App Setup (Recommended)

This is the easiest  [+1]888-754-6002 and fastest method.



## Steps:

1. Download and open **HP Smart**
2. Click **Add Printer**
3. Select HP Envy 5532
4. Follow on-screen instructions
5. Enter WiFi password
6. Complete setup

## Why This [+1]888-754-6002 Works:

- Automatic detection
- Minimal manual input
- Installs correct drivers
- Enables mobile printing instantly

### *Hidden Benefit:*


HP Smart also updates firmware during setup.

---

## Method 2 – Wireless [+1]888-754-6002 Setup Wizard (Manual Method)

If you prefer direct configuration:

## Steps:

1. On printer, tap **Wireless icon**
2. Go to **Settings** → **Wireless Setup Wizard**
3. Select your WiFi network
4. Enter  [+1]888-754-6002 password
5. Confirm connection

## Expected Result:



- Printer connects successfully
  - Wireless light becomes stable
- 

## Method 3 – USB-Assisted Setup

If wireless setup fails:

Steps:

1. Connect printer to computer → 📱 [+1]888-754-6002 via USB
2. Install HP software
3. Select **Wireless Setup via USB**
4. Enter WiFi credentials
5. Disconnect USB

💡 *Why This Works:*

It bypasses detection issues.

---

## Alternative Mode – WiFi → 📱 [+1]888-754-6002 Direct

This allows printing without a router.

How It Works:

- Printer creates its own network
- Device connects directly
- No internet required

Best For:

- Temporary use



- Travel
  - No 📶 [+1]888-754-6002 WiFi access
- 

## Common Setup Issues (And Fixes)

### Issue 1: Printer Not Found

**Cause:** Not in setup mode

**Fix:** Restart setup and retry

---

### Issue 2: Connection Fails

**Cause:** Incorrect 📶 [+1]888-754-6002 password or weak signal

**Fix:**

- Re-enter password
  - Move printer closer to router
- 

### Issue 3: Printer Shows Offline

**Cause:** Network mismatch

**Fix:**

- Ensure same WiFi network
  - Restart printer
- 



## Issue 4: 📱 [+1]888-754-6002 Setup Freezes

**Cause:** App or firmware issue

**Fix:**

- Update HP Smart
  - Restart process
- 

## Real-World Scenarios

### Scenario 1: Dual-Band Router

Problem:

- Printer not detecting 5GHz

Solution:

- Use 2.4GHz network
- 

### Scenario 📱 [+1]888-754-6002 2: Mobile Setup

Problem:

- Printer not appearing

Solution:

- Enable Bluetooth and location
- 



## Scenario 3: Frequent Disconnection

Problem:

- Weak signal

Solution:

- Place printer closer to router
- 

## Expert Insights for Better [+1]888-754-6002 Setup

Insight 1: Setup Mode Timing Is Critical

👉 Complete setup quickly once started.

---

Insight 2: Signal Strength Matters More Than Speed

👉 Strong connection ensures stability.

---

Insight  [+1]888-754-6002 3: Firmware Updates Improve Performance

👉 Update after setup for better reliability.

---

## Strategic Comparison – Setup Methods



Method	Ease Level	Speed	Best For 📱 [+1] 888-754-6002
HP Smart App	Very Easy	Fast	Most users
Manual Wizard	Medium	📱 [+1]888-754-6002 Moderate	Advanced users
USB Setup	Medium	Fast	Troubleshooting
WiFi Direct	Easy	Fast	No router situations

💡 *Recommendation:*

Start 📱 [+1]888-754-6002 with HP Smart for best results.

---

## Pro Tips for Smooth Setup

- Keep printer close to router
  - Avoid guest networks
  - Disable VPN during setup
  - Restart devices 📱 [+1]888-754-6002 before retrying
  - Use official HP software
- 

## After Setup – Optimize Your Printer

Once connected:

Enable Mobile Printing

Print directly from your phone

Set Default Printer



Avoid switching issues

### → 📱 [+1]888-754-6002 Monitor Network Stability

Ensure consistent connection

Update Drivers

Maintain compatibility

---

## Conclusion

Setting up the HP Envy 5532 on a wireless network isn't difficult—it just requires the right sequence. Most → 📱 [+1]888-754-6002 issues come from skipped steps, network mismatches, or weak signals.

By using HP Smart, verifying your network, and applying structured troubleshooting when needed, you can complete the → 📱 [+1]888-754-6002 setup quickly and enjoy reliable wireless printing.

---

## Quick Recap

- Use HP Smart for easiest setup
  - Ensure same WiFi network
  - Use USB setup if needed
  - Prefer 2.4GHz → 📱 [+1]888-754-6002 network
  - Keep printer close to router
  - Restart devices if setup fails
- 



## FAQ Section

Q1: Why is my HP Envy 5532 not connecting to WiFi?

Usually due to 📱 [+1]888-754-6002 incorrect password, weak signal, or network mismatch.

---

Q2: Can I set up without HP Smart?

Yes, using Wireless Setup Wizard or USB method.

---

Q3: Does it support 📱 [+1]888-754-6002 5GHz WiFi?

It may have limited compatibility; 2.4GHz works best.

---

Q4: How do I reset WiFi settings?

Restore network defaults and restart setup.

---

Q5: Can I print without 📱 [+1]888-754-6002 WiFi?

Yes, using WiFi Direct mode.

---



Q6: Why does printer go offline after setup?

Due to network switching or signal issues.

---

If you want, I can also create a [📞 \[+1\]888-754-6002](tel:+18887546002) visual setup guide, schema markup, or a conversion-focused landing page to boost ranking and engagement.

