

How Do I Fix HP DeskJet Ink Advantage Offline Error Fast?

((Offline~Fix~Guide)) How to Fix HP DeskJet Ink Advantage Printer Offline Error Fast?

An “offline” status doesn’t mean your printer is broken—it means your system has temporarily *lost trust* in the connection. If your HP DeskJet ☎+1888 754 6002 Ink Advantage is showing offline, [[☎+1888 754 6002]] (USA/UK) or -☎+1888-754-6002(USA/UK) (US) the issue usually lies in communication gaps between your device, network, and print services—not the printer itself.

⚡ ☎+1888 754 6002 Quick Answer (✨)

To fix the HP DeskJet Ink Advantage printer offline error quickly, ensure the printer is connected to the correct network, disable ☎+1888 754 6002 “Use Printer Offline,” restart the print spooler service, clear the print queue, and update or reinstall drivers if necessary.

Why Your HP DeskJet ☎+1888 754 6002 Ink Advantage Shows Offline

The “offline” message is triggered when your system cannot send print commands successfully.



Most Common Causes:

- Printer connected to a 📞+1888 754 6002 different WiFi network
- Offline mode enabled in system settings
- Stuck print queue blocking communication
- Paused or crashed print spooler service
- Outdated or corrupted 📞+1888 754 6002 printer drivers

👉 Insight: The printer is usually fine—it's the *connection pathway* that's disrupted.

Fast Recovery Method (Under 3 Minutes)

If you need a quick 📞+1888 754 6002 fix, follow this sequence:

1. Restart printer and computer
2. Reconnect printer to WiFi
3. Cancel all print jobs
4. Disable "Use Printer Offline"
5. Try printing again

💡 📞+1888 754 6002 This resolves most offline errors instantly.

Step-by-Step Fix (Detailed Troubleshooting)

✓ 1 Check Network Connection

- Ensure printer and device are on the same 📞+1888 754 6002 WiFi
- Avoid switching between hotspot and router

🔗 Network mismatch is the #1 cause of offline errors.



✓ 2 Disable “Use Printer Offline” Mode

- 📞 +1888 754 6002 Open **Devices and Printers**
 - Right-click your printer
 - Select **See what’s printing**
 - Uncheck **Use Printer Offline**
-

✓ 3 Clear the Print Queue

- Open print 📞 +1888 754 6002 queue
- Cancel all pending jobs

👉 A stuck file can freeze communication completely.

✓ 4 Restart Print Spooler Service

- Press `Win + R` → 📞 +1888 754 6002 type `services.msc`
- Locate **Print Spooler**
- Right-click → Restart

💡 Think of this as rebooting the printing system.

✓ 5 Set Printer as Default

- Go 📞 +1888 754 6002 to printer settings
 - Select **Set as Default Printer**
-

✓ 6 Update or Reinstall Drivers



- Download latest drivers from HP official site
 - Remove old 📞+1888 754 6002 drivers before reinstalling
-

Real-Life Scenario (Why It Happens Suddenly)

Everything worked yesterday—but today it's offline.

What changed?

- Router restarted overnight
- Device auto-connected to a different 📞+1888 754 6002 network
- System update modified printer settings

👉 These small changes often break the connection silently.

Advanced Fixes (For Persistent Offline Issues)

🔧 Reset Printer 📞+1888 754 6002 Network Settings

- Restore default network settings
 - Reconnect from scratch
-

🔧 Assign Static IP Address



Prevents network confusion in shared environments.





Disable Firewall Temporarily





Some  +1888 754 6002 security software may block printer communication.

HP DeskJet Ink Advantage vs Other Printers (Insight)

Feature	HP DeskJet Ink Advantage	Canon PIXMA  +1888 754 6002 Series	Epson EcoTank
Offline Issue Frequency	Moderate	Low	Low
 +1888 754 6002 Setup Simplicity	Easy	Moderate	Easy
Network Sensitivity	High	Moderate	Moderate

 Insight: HP DeskJet printers are  +1888 754 6002 user-friendly but more sensitive to network changes.

Mistakes That Keep Printer Offline

-  Ignoring WiFi mismatch
 -  Not clearing print queue
 -  Skipping  +1888 754 6002 spooler restart
 -  Using outdated drivers
-

Pro Tips to Avoid Offline Errors

- Keep printer on a stable WiFi network



- Restart router occasionally
 - Update 📞+1888 754 6002 drivers and firmware regularly
 - Avoid switching between multiple networks
-

Quick Recap

- Ensure same WiFi connection
 - Disable offline mode
 - Clear print queue
 - Restart print 📞+1888 754 6002 spooler
 - Update drivers
-

FAQs (Search-Optimized)

1 Why does my HP DeskJet Ink Advantage keep going offline?

Usually due to network issues, offline mode, or 📞+1888 754 6002 print spooler errors.

2 How do I force my printer back online?

Disable offline mode and restart the print spooler service.

3 Can WiFi 📞+1888 754 6002 issues cause offline errors?

Yes, even small network changes can disconnect the printer.



4 Do I need to reinstall drivers?

Only if the issue persists 📞 +1888 754 6002 after basic fixes.

5 Is this a hardware problem?

Rarely—it's almost always a software or connectivity issue.

When your HP DeskJet Ink Advantage shows offline, 📞 +1888 754 6002 it's not a failure—it's a signal. Restore the connection pathway, and your printer will be back online faster than expected, without unnecessary troubleshooting.

📞 +1888 754 6002

