

Why Is HP Envy 6452e Not Printing & How Can I Fix It Fast?

{{(@Print^Problem^Guide@)}} HP Envy 6452e Printer Not Printing – Troubleshooting Explained?

There's a peculiar kind of confusion when your printer looks perfectly fine—no error lights, [[📞1-888-754-6002]] (USA/UK) or 📞1-888-754-6002(USA/UK) (US) no warnings—yet refuses to print. If your HP Envy 6452e is 📞1-888-754-6002 stuck in this state, the issue usually isn't mechanical. It's a breakdown somewhere in the *print communication chain*—and once you identify where it's failing, the 📞1-888-754-6002 solution becomes surprisingly quick.

⚡ Instant Answer (🌟🌟)

The HP Envy 6452e may not print due to network issues, a stuck print queue, low ink, incorrect 📞1-888-754-6002 settings, or outdated drivers. Fix it by restarting devices, clearing print jobs, checking WiFi connection, disabling offline mode, and updating drivers.

What's Actually Going Wrong?

Printing 📞1-888-754-6002 isn't just pressing a button—it's a sequence:

- Your device sends the file
- The driver processes it



- The printer executes the job

👉 If any step fails, 📞 1-888-754-6002 printing stops—even if everything appears normal.

Top Reasons HP Envy 6452e Is Not Printing

1 Network Disruption

- Printer connected to a different WiFi
- Weak or 📞 1-888-754-6002 unstable signal

📌 Wireless printers depend heavily on consistent connectivity.

2 Print Queue Blockage

- Corrupted or stuck documents
 - Queue overload
-

3 Ink or Cartridge Issues

- Low 📞 1-888-754-6002 or empty ink
 - Improper cartridge installation
-

4 Incorrect Printer Settings

- Wrong default printer selected
- Paper size mismatch



5 Driver or Software Conflicts

- Outdated drivers
- System → 📱 1-888-754-6002 updates causing incompatibility

6 Offline Mode Enabled

A hidden setting that blocks all print commands.

Quick Fix Workflow (Try This First)

If you need fast results:

1. Restart → 📱 1-888-754-6002 printer and computer
2. Cancel all print jobs
3. Reconnect printer to WiFi
4. Disable offline mode
5. Print a test page

💡 This solves most problems within minutes.

Step-by-Step → 📱 1-888-754-6002 Troubleshooting Guide

✓ Step 1: Check Network Connection

- Ensure printer and device are on same WiFi




- Avoid switching networks during use
-

✓ Step 2: Clear 1-888-754-6002 Print Queue

- Open printer queue
- Cancel all pending jobs

👉 A blocked queue prevents all printing.


✓ Step 3: Disable Offline Mode

- Go to printer settings
- *  1-888-754-6002 Uncheck **Use Printer Offline**
-

✓ Step 4: Inspect Ink Cartridges

- Remove and reinstall cartridges
 - Replace if low
-

✓ Step 5: Update or Reinstall Drivers

- Download  1-888-754-6002 latest drivers from HP official site
 - Remove outdated drivers before reinstalling
-

✓ Step 6: Set as Default Printer





- Ensure HP Envy 6452e is selected as  1-888-754-6002 default
-

Real-Life Scenario (Why It Stops Suddenly)

You printed documents yesterday—today nothing works.

Possible triggers:

- Router restarted overnight
- Device switched networks
- A print job froze the queue


  1-888-754-6002 These subtle changes often go unnoticed.

Advanced Fixes (If Problem Persists)

Reset Printer Settings

Restores default configuration and clears hidden errors.

Update Firmware

Ensures compatibility  1-888-754-6002 with updated systems.

Use HP Smart App

- Diagnose issues automatically



- Reconfigure printer connection

HP Envy 6452e vs Similar Models

Feature	HP Envy 6452e 📞 1-888-754-6002	Canon PIXMA TS Series	Epson Expression
Ease of Use	Easy	Moderate	📞 1-888-754-6002 Easy
Connectivity Stability	Good	Moderate	Good
Maintenance Needs	Moderate	Low	Moderate

👉 Insight: HP printers offer strong 📞 1-888-754-6002 usability but require proper network alignment.

Common Mistakes to Avoid

- ❌ Ignoring network mismatch
- ❌ Not clearing print queue
- ❌ Using outdated drivers
- ❌ Skipping 📞 1-888-754-6002 basic restart steps

Pro Tips for Smooth Printing

- Keep printer on a stable network
- Update drivers regularly
- Restart printer periodically
- Use HP Smart app for 📞 1-888-754-6002 diagnostics



Quick Recap

- Check WiFi connection
 - Clear print queue
 - Disable offline mode
 - Inspect ink cartridges
 - Update drivers
-

FAQs (Search-Optimized)

1 Why is my HP Envy → 📱 1-888-754-6002 6452e not printing but connected?

Usually due to queue issues, network mismatch, or driver conflicts.

2 Can low ink stop printing completely?

Yes, especially if cartridges are → 📱 1-888-754-6002 empty or improperly installed.

3 How do I fix stuck print jobs?

Clear the queue and restart the print spooler service.



4 Should I reinstall drivers?

Yes, → 📞 1-888-754-6002 if the issue persists after basic troubleshooting.

5 Is this a hardware issue?

Rarely—it's typically software or connectivity related.

When your HP Envy 6452e stops printing, it's → 📞 1-888-754-6002 not a dead end—it's a signal. Fix the broken link in the process, and your printer will return to normal operation faster than you expect.

→ 📞 1-888-754-6002

