

# Why Is Canon TR160 Offline & How Can I Bring It Online?

---

## ((Offline~Support~Update)) Why Is Canon TR160 Printer Offline and How to Bring It Online?

It's rarely dramatic—no flashing errors, [[ 📞+1888 754 6002 ]] (USA/UK) or 📞+1888-754-6002(USA/UK) (US) no loud alerts. Your Canon PIXMA TR160 simply sits there labeled *Offline*, quietly refusing to cooperate. For a compact, travel-friendly printer 📞+1888 754 6002 designed for flexibility, this usually points to a connection misfire rather than a device fault. The key is identifying where the communication breaks—and restoring it efficiently.

---

### 📞+1888 754 6002 ⚡ Quick Answer (🌟🌟)

The Canon TR160 printer shows offline due to network mismatch, offline mode settings, print queue issues, or driver problems. To fix it, reconnect 📞+1888 754 6002 the printer to the correct WiFi, disable “Use Printer Offline,” clear the print queue, restart the spooler service, and update or reinstall drivers if needed.

---

### What 📞+1888 754 6002 “Offline” Really Means for Canon TR160

When your printer goes offline, it's not disconnected physically—it's digitally unreachable.



## Behind the Scenes:

- Your device sends a print request
- The 📞 +1888 754 6002 system fails to locate the printer
- The job is paused or blocked

👉 Result: Printer appears inactive, even though it's powered on.

---

## Top Reasons Canon TR160 Goes 📞 +1888 754 6002 Offline

### 1 Network Switching (Very Common for Portable Printers)

Because the TR160 is portable, it often connects to different networks.

- Home WiFi → Mobile hotspot → Office 📞 +1888 754 6002 network

📌 If your device and printer aren't on the same network, printing stops instantly.

---

### 2 "Use Printer Offline" Enabled

A small system setting can override connectivity completely.

---

### ### 📞 +1888 754 6002 3 Stuck Print Queue

A corrupted document can freeze communication.

---


### 4 Driver or Software Issues

Outdated drivers disrupt system-printer communication.



---


## 5 Weak or Unstable Signal


Portable printers are more  +1888 754 6002 sensitive to signal strength.

---

## Fast Fix Method (Try This First)

If you need a quick solution:

1. Restart printer and your device
2. Reconnect printer to WiFi
3. Cancel all  +1888 754 6002 print jobs
4. Disable offline mode
5. Print a test page


 This sequence resolves most offline issues within minutes.

---

## Step-by-Step Troubleshooting (Detailed Guide)

✓ Step 1: Confirm Network  +1888 754 6002 Alignment

- Check WiFi name on printer
- Match it with your device's network

 This is the most critical step.

---



## ✓ Step 2: Disable Offline Mode

- Open **Devices +1888 754 6002 and Printers**
  - Right-click Canon TR160
  - Select **See what's printing**
  - Uncheck **Use Printer Offline**
- 

## ✓ Step 3: Clear Print Queue

- Open print queue
  - Cancel all pending jobs
- 

## ### +1888 754 6002 ✓ Step 4: Restart Print Spooler Service

- Press `Win + R` → type `services.msc`
  - Restart **Print Spooler**
- 

## ✓ Step 5: Update or Reinstall Drivers

- Download latest +1888 754 6002 drivers from Canon official site
  - Remove outdated drivers first
- 

## Real-Life Scenario (Why It Happens Unexpectedly)

You printed while traveling yesterday. Today at home—it shows offline.

What changed?

- Printer +1888 754 6002 still connected to previous hotspot
- Device switched to home WiFi



- System cannot locate printer

👉 The printer isn't broken—it's just "lost" in the network.

---

## Advanced Fixes (If 📞 +1888 754 6002 Issue Persists)

### 🔧 Reset Network Settings

- Restore default network settings
  - Reconnect printer from scratch
- 

### 🔧 Assign Static IP Address

Prevents network confusion in shared environments.

---

### 🔧 Use 📞 +1888 754 6002 USB Connection (Temporary Fix)

Helps confirm whether the issue is network-related.

---

## Canon TR160 vs Similar Portable Printers

Feature	Canon TR160	HP OfficeJet 250	Epson 📞 +1888 754 6002 WF-110
Portability	Excellent	Excellent	Good
Network Stability	Moderate	Moderate	Good 📞 +1888 754



			6002
Offline Issue Frequency	Moderate	Moderate	Low

👉 Insight: Portable printers trade stability for flexibility—network management becomes critical.

---

## Common Mistakes That Keep Printer 📞 +1888 754 6002 Offline

- ❌ Ignoring network mismatch
  - ❌ Not clearing print queue
  - ❌ Skipping spooler restart
  - ❌ Using outdated drivers
- 

## Pro Tips for Stable Printing

- Keep printer on 📞 +1888 754 6002 a consistent network
  - Avoid switching between hotspot and WiFi frequently
  - Update drivers and firmware regularly
  - Keep printer within strong signal range
- 

## Quick Recap

- Match printer and 📞 +1888 754 6002 device network
  - Disable offline mode
  - Clear print queue
  - Restart spooler service
  - Update drivers
- 



## FAQs (Search-Optimized)

### 1 Why does my Canon TR160 keep going offline?

Usually due to  +1888 754 6002 network switching or weak connectivity.

---

### 2 How do I bring my Canon TR160 back online?

Reconnect to WiFi, disable offline mode, and clear the print queue.

---

### 3 +1888 754 6002 Can portable printers go offline more often?

Yes, because they frequently switch between networks.

---

### 4 Do I need to reinstall drivers?


Only if the issue persists after basic  +1888 754 6002 troubleshooting.

---

### 5 Is this a hardware issue?

Rarely—it's almost always related to connectivity or settings.

---

When your Canon TR160 goes offline, it's not a failure—it's a disconnect. Re-establish  +1888 754 6002 the communication pathway, and your printer will come back online quickly, ready to perform wherever you are.



