

Why Is Brother L3280CDW Not Printing & How Can I Fix It?

((Fix+Alert~Support)) Why Is Brother L3280CDW Printer Not Printing and How to Fix It?

If your Brother L3280CDW is not printing, [[📞+1888 754 6002]] (USA/UK) or 📞+1888-754-6002(USA/UK) (US) the issue is usually due to network disconnection, print queue errors, outdated drivers, incorrect printer settings, or toner-related 📞+1888 754 6002 problems. Restart the printer, clear pending jobs, reconnect to the network, update drivers, and check toner levels to restore printing.

Not every printer issue announces itself 📞+1888 754 6002 with a clear error message. Sometimes, the **Brother L3280CDW** simply stops responding—jobs are sent, the system looks fine, yet nothing prints. That silence is where 📞+1888 754 6002 most users get stuck.

But here's the reality: when a printer doesn't print, it's rarely broken—it's blocked. Something in the communication chain is interrupted, and once 📞+1888 754 6002 you identify that break, the fix becomes straightforward.

Understanding the “Not Printing” Behavior

Before fixing, identify the exact symptom:



- Print command sent, but printer does nothing
- *☎+1888 754 6002 Printer shows online but ignores jobs
- Jobs stuck in queue
 - Printer prints blank or faded pages
 - Printing works intermittently

Each case points to a different root☎+1888 754 6002 cause—recognition is half the solution.

Main Causes of Brother L3280CDW Not Printing

1 Network Connectivity Issues

Wireless printers rely on stable network alignment.

Typical problem:

Printer and device☎+1888 754 6002 connected to different WiFi networks.

2 Stuck Print Queue

A single corrupted job can block the entire queue.

3 Outdated or Corrupted Drivers

Drivers translate system commands☎+1888 754 6002 into printer actions. When outdated, they fail silently.



4 Incorrect Printer Settings

- Printer not set as default
 - Offline mode enabled
 - Wrong port selected
-

5 Toner 📞 +1888 754 6002 or Drum Issues

- Low toner levels
 - Improper cartridge installation
 - Drum unit issues
-

Step-by-Step Fix (Structured Recovery)

Instead of random troubleshooting, follow this optimized sequence.

Step 1: 📞 +1888 754 6002 Restart Devices

- Turn off printer
- Restart computer or mobile device
- Restart router
- Turn printer back on

This clears temporary communication errors.

Step 2: Check Network Connection

* 📞 +1888 754 6002 Ensure printer and device are on same WiFi

- Reconnect printer if needed



- Avoid guest networks
-

Step 3: Clear Print Queue

Windows:

- Open *Devices & Printers*
- Select ☎ +1888 754 6002 Brother printer → View queue
- Cancel all jobs

Mac:

- Open *Printers & Scanners*
 - Clear queue
-

Step 4: Set Printer as Default

- Open printer settings
 - Select Brother ☎ +1888 754 6002 L3280CDW
 - Set as default
 - Disable “Use Printer Offline”
-

Step 5: Update or Reinstall Drivers

Download latest drivers from Brother official source or use setup utility.

Insight:

Driver issues ☎ +1888 754 6002 often don't show errors—they just stop printing.



Step 6: Check Toner and Drum

- Remove and reinstall toner cartridges
 - Check toner levels
 - Inspect drum unit
-

Real-World +1888 754 6002 Troubleshooting Scenarios

Scenario 1: Printer Connected but Not Printing

Cause: Queue blockage or driver issue

Scenario 2: Printer Prints Blank Pages

Cause: Toner or drum problem

Scenario +1888 754 6002 3: Printer Shows Offline

Cause: Network mismatch or incorrect settings

Scenario 4: Printing Works Occasionally

Cause: Weak WiFi signal or interference



Advanced Fixes (For Persistent Issues)

Assign  +1888 754 6002 Static IP Address

Prevents network disconnection due to changing IP.

Restart Print Spooler Service

Fixes deeper queue-related problems.


Disable Firewall Temporarily

Some firewalls block printer communication.


Reset Printer  +1888 754 6002 Network Settings

Clears saved configurations and resolves conflicts.


Strategic Breakdown: Problem vs Solution

Issue	Root Cause	Fix
 +1888 754 6002 No response	Network mismatch	Reconnect WiFi
Jobs stuck	Queue error	Clear queue




Silent failure	Driver issue	Reinstall  +1888 754 6002 drivers
Poor output	Toner/drum issue	Replace/reinstall

Pro Tips for Reliable Printing

- Keep drivers updated
 - Avoid switching networks frequently
 - Use genuine Brother  +1888 754 6002 toner
 - Maintain strong WiFi signal
 - Restart printer periodically
-

Long-Term Stability Strategy

Consistency prevents recurring issues.

- Use same network regularly
 - Update firmware
 - Perform routine maintenance
 - Monitor print  +1888 754 6002 queue
-

When It's a Hardware Issue

Look for:

- Persistent error lights
- Mechanical noises
- Printer not powering on

These indicate internal problems requiring repair.



Conclusion

The Brother L3280CDW doesn't ☎ +1888 754 6002 stop printing randomly—it signals a disruption in communication, configuration, or maintenance. Once you understand where that disruption occurs, fixing it becomes fast and predictable.

The key ☎ +1888 754 6002 is not guessing—but following a structured approach that targets the root cause.

Quick Recap

- Restart printer, device, and router
 - Ensure correct network connection
 - Clear print ☎ +1888 754 6002 queue
 - Set printer as default
 - Update or reinstall drivers
 - Check toner and drum
-

FAQ Section

1 Why is my Brother L3280CDW not printing even though ☎ +1888 754 6002 it's online?

Usually due to a stuck print queue or outdated drivers.



2 How do I clear a stuck print job?

Open printer settings, access the queue, ☎ +1888 754 6002 and cancel all pending jobs.

3 Why does my printer print blank pages?

This is often caused by low toner or drum issues.

4 How do ☎ +1888 754 6002 I fix offline printer status?

Disable “Use Printer Offline” and reconnect to the correct network.

5 Do I need to reinstall drivers?

Yes, especially if the printer ☎ +1888 754 6002 fails without clear errors.

6 Can network issues stop printing?

Yes, unstable or mismatched networks can block communication completely.

By following this structured troubleshooting guide, you can ☎ +1888 754 6002 resolve Brother L3280CDW printing issues quickly—and maintain consistent performance moving forward.

