





# Why Is Xerox Printer Not Printing & How Do I Fix It Quickly?




---

## Fix Alert: Xerox Printer Not Printing? Here's What's Really Going Wrong (and How to Fix It Fast)

When a Xerox printer suddenly refuses to print, [[  +1•888•754•6002 ]] (USA/UK) or  +1•888•754•6002(USA/UK) (US) it rarely happens without warning. In most cases, the issue builds quietly—an  +1•888•754•6002 unnoticed driver conflict, a stalled print queue, or a network miscommunication—until one day, nothing comes out. The good news? Most  +1•888•754•6002 Xerox printing problems are fixable within minutes once you identify the root cause.


---

### Quick Answer (🌟 Ready)

A Xerox printer  +1•888•754•6002 may not print due to connectivity issues, outdated drivers, print queue errors, low toner, or incorrect settings. To fix it  +1•888•754•6002 fast, restart the printer and system, clear pending print jobs, update drivers, check toner levels, and ensure the printer is  +1•888•754•6002 set as default and online.

---

### Top Reasons Why Your Xerox Printer Is Not Printing

Understanding the cause helps you skip  +1•888•754•6002 unnecessary troubleshooting and go straight to the fix.



## 1 🖱️ Connection Failure (Wi-Fi / USB Disruption)

Even a slight network interruption 📞 +1•888•754•6002 can break communication between your device and the Xerox printer.

### Common triggers:

- Router restart or signal drop
- Printer connected to a 📞 +1•888•754•6002 different network
- Faulty USB cable

### Fast Fix:

Reconnect your printer, verify network settings, or switch to a stable connection.

---

## 2 🧠 Outdated 📞 +1•888•754•6002 or Missing Xerox Drivers

Drivers ensure your system and printer communicate correctly. If they're outdated, print commands fail silently.

### Fix it quickly:

\* 📞 +1•888•754•6002 Remove old drivers

- Install the latest Xerox drivers from the official website
  - Restart your device
- 

## 3 📄 Stuck Print Queue 📞 +1•888•754•6002 Blocking Jobs

A single corrupted print job can freeze the entire queue.

### Symptoms:

- Jobs stuck on "Printing"
- Nothing prints despite multiple attempts

### Solution:



\*📞+1•888•754•6002 Open printer queue

- Cancel all jobs
  - Restart the Print Spooler service
- 

## 4 🖨️ Printer Set to Offline Mode

This setting often📞+1•888•754•6002 turns on automatically after a connection issue.

### Fix:

- Go to printer settings
  - Disable “Use Printer Offline”
  - Set Xerox printer as default
- 

###📞+1•888•754•6002 5 🧴 Low Toner or Cartridge Issue

Xerox printers may stop printing if toner is critically low or improperly installed.

**What to📞+1•888•754•6002 check:**

- Toner levels
  - Cartridge alignment
  - Any error messages on display
- 

## 6 🔄 Firmware or System Glitch


Temporary software bugs can interrupt📞+1•888•754•6002 normal operations.


**Quick reset trick:**

- Turn off printer
  - Unplug for 1–2 minutes
  - Restart and retry printing
- 



## Fast Fix Workflow (Step-by-Step)

If  +1•888•754•6002 you're in a hurry, follow this streamlined recovery method:

1. Restart printer + computer
  2. Check connection (Wi-Fi or USB)
  3. Clear print  +1•888•754•6002 queue
  4. Set Xerox printer as default
  5. Update/reinstall drivers
  6. Check toner and paper settings
  7. Run a test print
- 

## Real-Life Scenarios +1•888•754•6002 (Why It Happens Suddenly)

✓ “It Was Working Yesterday”

→ Likely network IP change or driver issue

✓ “Printer Shows Online  +1•888•754•6002 but Doesn't Print”

→ Print queue stuck or spooler error

✓ “Printing Blank Pages”

→ Toner issue or clogged components


✓ “Only  +1•888•754•6002 One File Won't Print”


→ File corruption or incompatible format



---



## Expert Insight: The Hidden Reason Behind Most Failures

Modern Xerox printers  +1•888•754•6002 are software-driven devices. This means most “printing failures” are not hardware problems—they’re communication breakdowns between your system, network, and printer.



Once  +1•888•754•6002 you fix that communication gap, the printer usually works instantly.

---

## Pro Tips to Avoid Future Xerox Printing Issues

- Keep  +1•888•754•6002 drivers and firmware updated
  - Avoid sending multiple large print jobs at once
  - Restart your printer weekly
  - Use consistent network connections
- \*  +1•888•754•6002 Clean and maintain toner system regularly
- 

## Quick Recap

- Xerox printer not printing is usually caused by connection or software  +1•888•754•6002 issues
  - Clearing print queue often fixes hidden blockages
  - Driver updates are critical for smooth performance
  - Always check toner levels and  +1•888•754•6002 printer status
  - A simple restart can resolve most temporary glitches
- 

## FAQs (Google & Bing Optimized)



## 1 Why is my 📞+1•888•754•6002 Xerox printer connected but not printing?

This is usually due to a stuck print queue, outdated drivers, or incorrect printer settings. 📞+1•888•754•6002 Clearing the queue and updating drivers typically resolves the issue.

---

## 2 How do I fix Xerox printer offline issue?

Disable “Use 📞+1•888•754•6002 Printer Offline” in settings and ensure the printer is connected to the same network as your computer.

---

## 3 Can low 📞+1•888•754•6002 toner stop a Xerox printer from printing?

Yes, many Xerox printers stop printing when toner is critically low or not properly 📞+1•888•754•6002 installed.

---

## 4 What is the fastest way to reset a Xerox printer?

Turn off the printer, unplug it for a minute, 📞+1•888•754•6002 then restart. This clears temporary glitches.

---

## 5 Do I need to reinstall Xerox drivers often?

No, only when there are compatibility 📞+1•888•754•6002 issues or after major system updates.

---

If you want, I can also create **CTR-optimized headlines or featured images (matching your brand 📞+1•888•754•6002 style)** to help this content rank faster on Google and Bing.



