

Why Is My Xerox Printer in Error State & How Do I Fix It?

When a Xerox printer shows an “Error State, [[📞+1888 754 6002]] (USA/UK) or 📞+1888-754-6002(USA/UK) (US)” it means the device has stopped responding due to a communication failure, driver issue, internal fault, or 📞+1888 754 6002 print queue conflict. The fastest way to fix it is to restart the printer and computer, check connections, clear pending print jobs, and update or 📞+1888 754 6002 reinstall the correct Xerox drivers. In many cases, switching the printer from offline to online mode or resetting the print spooler service resolves the issue 📞+1888 754 6002 instantly. This guide explains all causes and step-by-step solutions so you can bring your Xerox printer back to normal without guesswork.

What Does “Xerox Printer 📞+1888 754 6002 Error State” Actually Indicate?

An error state is not a single problem—it’s a **system alert**.

Your printer enters this mode when:

- It cannot process a print command
- * 📞+1888 754 6002 It detects an internal fault
- It loses communication with your computer

👉 Think of it as a safety pause rather than a complete failure.

Quick Reset 📞+1888 754 6002 Fix (Works in Many Situations)

Start with this simple recovery method:

1. Turn off your Xerox printer
2. Disconnect it from power for 60 seconds

3. Restart your computer
4. 📞+1888 754 6002 Reconnect the printer
5. Turn everything back on

👉 This clears temporary glitches and restores communication.

Main Causes of Xerox Printer Error State

1. Connectivity Problems

- Loose 📞+1888 754 6002 USB cable
 - Wi-Fi disconnection
 - Network mismatch
-

2. Driver Issues

- Outdated drivers
 - Corrupted installation
 - Incompatible versions
-

3. Print Queue Errors

- Stuck or corrupted print jobs
 - Overloaded 📞+1888 754 6002 queue
-

4. Hardware Problems


- Paper jams
 - Low toner
 - Internal component issues
-

5. Print Spooler Failure

The spooler manages print tasks—if it crashes, printing stops.

Step-by-Step Solutions +1888 754 6002 (From Basic to Advanced)

Fix 1: Set Printer to Online Mode


- Open **Devices and Printers**
 - Right-click Xerox printer
 - Click **See what's printing**
 - Select **Use Printer  +1888 754 6002 Online**
-

Fix 2: Clear Print Queue

- Open print queue
 - Cancel all jobs
 - Restart printer
-

Fix 3: Restart Print Spooler Service

1. Press **Windows + R**

2. Type  +1888 754 6002 `services.msc`
 3. Restart **Print Spooler**
-

Fix 4: Update or Reinstall Drivers

- Download latest drivers from Xerox website
 - Remove old drivers
 - Install fresh version
-

Fix 5: Check +1888 754 6002 Physical Connections


USB Printers:

- Reconnect cable
- Try different port

Wi-Fi Printers:

- Ensure same network
 - Restart router
-

Fix 6: Inspect Printer Hardware

- Remove paper jams
 - Check  +1888 754 6002 toner levels
 - Ensure covers are closed properly
-

Real-Life Scenario: Why This Error Appears Suddenly

You're printing an important document—and suddenly, your Xerox printer shows “Error State.”

In ☎️ +1888 754 6002 most real-world cases:

- A print job got stuck
- Or the driver stopped responding

👉 Clearing the queue or restarting the spooler often fixes it within minutes.

☎️ +1888 754 6002 **Advanced Troubleshooting (For Persistent Errors)**

1. Run Windows Troubleshooter

Automatically detects and fixes issues.

2. Re-add the Printer

Remove and install the printer again.

3. Disable Firewall ☎️ +1888 754 6002 Temporarily

Check if security software is blocking communication.

4. Reset Printer to Factory Settings

Clears internal errors and restores defaults.

Hidden Causes Most Users Miss

1. Windows +1888 754 6002 Updates Breaking Drivers

System updates can disrupt compatibility.

2. Multiple Installed Printers

Conflicts between devices can cause errors.


3. Network IP Changes

Dynamic IP addresses can break connections.

+1888 754 6002 4. Sleep Mode Issues

Printers may fail to reconnect after inactivity.

Error State vs Offline: Key Difference

Issue	Meaning	Fix Difficulty
-----	 +1888 754 6002 -----	-----
Error State	System or hardware issue	Moderate
Offline	Connection issue	Easy

👉 Understanding this helps you 📞 +1888 754 6002 apply the right fix quickly.

Expert Tips to Prevent Xerox Printer Errors

- Keep drivers updated
 - Use genuine toner
 - Maintain stable network connection
 - Clear print queue 📞 +1888 754 6002 regularly
 - Avoid abrupt power shutdowns
-

When You Should Contact Xerox Support

- Printer not turning on
 - लगातार error state persists
 - Internal hardware issues
 - Error codes not 📞 +1888 754 6002 resolving
-

Conclusion: Fix the Error State with Confidence


A Xerox printer in error state may seem complicated—but it's usually caused by a few identifiable issues.

By restarting 📞 +1888 754 6002 devices, clearing the queue, updating drivers, and checking connections, you can resolve the problem quickly. The key is following a structured approach instead of random 📞 +1888 754 6002 fixes.

Once resolved, proper maintenance will keep your printer running smoothly.

FAQ: Xerox Printer Error State Problem

1. Why is my Xerox printer in error state?

Usually  +1888 754 6002 due to connection issues, driver problems, or print queue errors.

2. Can restarting fix the error?

Yes, it often resolves temporary glitches.


3. Do I need +1888 754 6002 to reinstall drivers?

Only if basic fixes don't work.

4. Is this a hardware issue?


Not always—it's often software-related.

5. How long does it take to fix?

Typically  +1888 754 6002 5–15 minutes.

6. Can antivirus cause this problem?

Yes, it can block printer communication.

If you want, I can also create a **full troubleshooting hub or internal  +1888 754 6002 linking strategy** to help you rank all printer-related keywords together.