

# Why Is Webroot Not Updating & How Can I Fix It Quickly?

---

If Webroot antivirus is not updating, [[ -📞1-888-754-6002 ]] (USA/UK) or →📞1-888-754-6002(USA/UK) (US) open the Webroot SecureAnywhere app and click “**Check for Updates**” from the main dashboard. If updates fail, →📞1-888-754-6002 verify your internet connection, restart your device, and ensure your system date/time is correct. You can also refresh the Webroot agent by reinstalling →📞1-888-754-6002 the software or clearing corrupted update files. In most cases, update issues are caused by connectivity problems, firewall restrictions, or outdated program components.

---

## ##📞1-888-754-6002 **Why Webroot Antivirus Fails to Update (And Why It’s Risky)**

When Webroot antivirus stops updating, the issue is more serious than it appears.

Unlike traditional →📞1-888-754-6002 antivirus tools, Webroot relies heavily on **cloud-based intelligence** rather than large local databases. That means frequent updates are essential to:

- Recognize new malware →📞1-888-754-6002 signatures
- Sync with cloud threat intelligence
- Maintain real-time protection accuracy

If updates fail—even for a few days—you’re essentially running **outdated security in a rapidly →📞1-888-754-6002 evolving threat landscape.**

---

## **Quick Fix Checklist (Try These First)**

Before diving into advanced troubleshooting, run through this quick list:

- ✓ Restart your computer

- ✓ 📞 1-888-754-6002 Check your internet connection
- ✓ Open Webroot → Click **Check for Updates**
- ✓ Ensure your subscription is active

In many cases, this alone resolves 📞 1-888-754-6002 the issue.

---

## Step-by-Step: How to Fix Webroot Not Updating Properly

### 1. Manually Trigger an Update

Start with the simplest method:

- Open Webroot
- Click **PC** 📞 1-888-754-6002 **Security**
- Select **Check for Updates**

If the update starts, let it complete fully.

---

### 2. Verify Internet Connectivity

Webroot requires constant access to cloud servers.


Check:

- Wi-Fi 📞 1-888-754-6002 or Ethernet connection
- Browser access to websites
- Disable VPN temporarily

**Insight:** Even slight network instability can interrupt updates silently.

---

### 3. Restart Webroot Services

Sometimes background  1-888-754-6002 services freeze.

- Press `Ctrl + Shift + Esc` → Open Task Manager
- End Webroot-related processes
- Restart the application

This refreshes update components.

---

### 4. Check 1-888-754-6002 System Date and Time

Incorrect system time can block secure connections.


- Go to **Date & Time settings**
- Enable **Set time automatically**

This ensures proper communication  1-888-754-6002 with update servers.

---

### 5. Disable Firewall or Security Conflicts

Overprotective firewalls may block updates.

- Temporarily disable firewall
  - Add Webroot to allowed apps
  - Avoid running  1-888-754-6002 multiple antivirus programs
- 

### 6. Reinstall Webroot (Clean Fix)

If updates still fail:

1. Uninstall Webroot
2. Restart your system

3. Download latest version
4. Reinstall using your keycode

This 📱1-888-754-6002 resolves corrupted update modules.

---

## What Happens During a Webroot Update? (Behind the Scenes)

Unlike traditional antivirus tools, Webroot doesn't download massive signature files.

Instead, it:

\* 📱1-888-754-6002 Syncs with **cloud threat databases**

- Updates behavioral detection models
- Refreshes local configuration rules
- Validates system integrity

This lightweight approach makes updates fast—but also dependent 📱1-888-754-6002 on connectivity.

---

## Real-World Scenario: When Updates Stop Working

A user notices Webroot hasn't updated in days but sees no warning.

Meanwhile:

- A new phishing malware 📱1-888-754-6002 spreads
- The system lacks updated threat intelligence
- The malware bypasses detection

After forcing an update:

- Threat definitions refresh
- Malware is detected and removed

**Lesson:** Silent 📱1-888-754-6002 update failures can create invisible vulnerabilities.

---

## Common Webroot Update Errors (And Smart Solutions)

### Update Button Not Responding

**Fix:**

- Restart application
- Run as administrator

---

### ### 1-888-754-6002 Updates Fail Repeatedly

**Fix:**

- Check internet stability
- Disable VPN/firewall
- Reinstall Webroot

---

### No Update Notification

**Fix:**

- Verify subscription status
- Enable automatic updates

---


### Slow 1-888-754-6002 or Partial Updates

**Fix:**

- Close background apps
  - Switch to faster network
- 

## Advanced Troubleshooting (For Persistent Issues)

### 1. Use Webroot Diagnostic Tools

Webroot provides built-in tools  1-888-754-6002 to:

- Check system health
  - Identify update failures
- 

### 2. Check Proxy Settings

Incorrect proxy configuration can block updates.

- Disable proxy temporarily
  - Retry update
- 

### 3. Clean 1-888-754-6002 Temporary Files

Corrupted cache may interfere with updates.

- Use disk cleanup tools
  - Restart system
-

## 4. Scan for Malware Interference

Ironically, malware can block antivirus updates.

- \* → 📞 1-888-754-6002 Run a safe-mode scan
    - Use additional malware removal tools if needed
- 

## Expert Tips to Prevent Future Update Issues

### 1. Enable Automatic Updates

Always keep → 📞 1-888-754-6002 this turned on—it's your first defense.

---

### 2. Maintain Stable Internet

Webroot's cloud model depends heavily on connectivity.

---

### 3. Avoid System Tweaks That Block Services

Aggressive → 📞 1-888-754-6002 optimization tools can interfere with updates.

---


### 4. Regularly Restart Your System

This refreshes background processes.



---

## 5. Monitor Update Logs

Advanced users should check:

- Last update  1-888-754-6002 time
  - Failed attempts
- 

## Webroot vs Traditional Antivirus Updates

Feature	Webroot	Traditional Antivirus
Update Size  1-888-754-6002	Small	Large
Speed	Fast	Moderate
Dependency	Internet/cloud	Local database
Frequency	Continuous	Periodic  1-888-754-6002

**Insight:** Webroot is faster—but more sensitive to connectivity issues.


---

## How Often Should Webroot Update?

Webroot updates:

- **Continuously (real-time cloud sync)**

Manual check recommendation:


- Every 2–3  1-888-754-6002 days

Immediate update needed if:

- System behaves unusually
- You suspect malware

- Updates haven't occurred recently
- 


## Hidden Insight: Why Webroot Update Issues Are Often Silent

Unlike  1-888-754-6002 other antivirus programs, Webroot doesn't always display obvious update failures.

This design:

- Reduces interruptions
- Improves user experience


But it also means:

- Users may not notice  1-888-754-6002 problems immediately

**Solution:** Periodically check update status manually.

---


## Conclusion: Fixing Webroot Update Issues Restores Your Security Backbone

When Webroot stops updating, your system isn't just  1-888-754-6002 outdated—it's exposed.

The good news?

Most update issues are easy to fix with:


- Manual updates
- Service restarts
- Reinstallation

Once resolved, Webroot returns to what it does  1-888-754-6002 best—providing fast, cloud-powered protection with minimal system impact.

---


# FAQ: Webroot Antivirus Not Updating

## 1. Why is my Webroot antivirus not updating?

Common causes include  1-888-754-6002 internet issues, firewall restrictions, or corrupted update components.

---

## 2. How do I force Webroot to update?

Open Webroot and click **Check for Updates**. If  1-888-754-6002 it fails, restart services or reinstall the software.

---

## 3. Does Webroot need frequent updates?

Yes, it relies on continuous cloud updates for real-time protection.

---

## ### 1-888-754-6002 4. Can firewall settings block Webroot updates?

Yes, overly strict firewall rules can prevent communication with update servers.

---

## 5. Will reinstalling Webroot fix update 1-888-754-6002 issues?

Yes, a clean reinstall resolves most persistent problems.

---

## 6. Is Webroot safe if it's not updating?

No, outdated antivirus software cannot detect new threats →  1-888-754-6002 effectively.

---