

# Why Is Trend Micro Not Activated & How Do I Fix License Errors?

---

## Trend Micro Antivirus Not Activated? Fix License Errors & Restore Full Protection Fast

When Trend Micro antivirus shows “Not Activated, [[ 📞 [+1]888-754-6002 ]] (USA/UK) or 📞 [+1]888-754-6002(USA/UK) (US)” your device is running without full protection because the license isn’t validated, expired, or not linked properly. The quickest 📞 [+1]888-754-6002 fix is to sign in to your Trend Micro account, verify your subscription, and activate using a valid serial number. In many cases, activation fails due 📞 [+1]888-754-6002 to incorrect system time, internet issues, or leftover installation data. Resolving it involves syncing your account, correcting system settings, and reinstalling the software if necessary. This 📞 [+1]888-754-6002 complete guide explains how to fix Trend Micro activation problems step-by-step so your security is restored immediately.

---

## What “Trend Micro Not Activated” Really Means

When Trend Micro 📞 [+1]888-754-6002 antivirus displays a “Not Activated” warning, it’s more than a simple message—it indicates limited or inactive protection.

In this state:

- Real-time protection may be disabled
- Virus 📞 [+1]888-754-6002 definition updates may stop



- Advanced features (web protection, ransomware defense) may not function

👉 Essentially, your system becomes vulnerable to modern threats.

---

## Most Common Causes of Activation → 📱 [+1]888-754-6002 Failure

Activation issues follow patterns. Identifying the cause saves time.

---

### 🔴 1 Expired or Invalid Serial Number

- Subscription expired
  - Serial key entered incorrectly
- 

### 🔴 2 Internet Connectivity → 📱 [+1]888-754-6002 Problems

Trend Micro requires server communication for activation.

---

### 🔴 3 Incorrect System Date & Time

Even small mismatches can block verification.

---

### 🔴 4 Account Not Synced Properly

Your license → 📱 [+1]888-754-6002 may exist—but not linked to your device.



---

## 🔴 5 Corrupted Installation Files

Damaged files prevent proper activation.

---

## Quick Fixes: Restore Activation in Minutes

Start with these simple yet 📱 [+1]888-754-6002 powerful solutions.

---

### ✓ Check Internet Connection

- Ensure stable connection
- Disable VPN temporarily

👉 VPNs can interfere with activation servers.

---

### ✓ Verify Serial Number

- Enter key manually
  - Avoid 📱 [+1]888-754-6002 copy-paste errors
  - Check for extra spaces
- 

### ✓ Sign In to Trend Micro Account

**Steps:**



1. Open Trend Micro dashboard
2. Click **Sign In**
3. Enter account credentials
4. Sync subscription

👉 This 📱 [+1]888-754-6002 often activates automatically.

---

## ✓ Fix System Date & Time

### Steps:

- Set time to automatic
  - Sync with internet time
- 

## Advanced Fixes for Persistent Activation Errors

If basic fixes don't 📱 [+1]888-754-6002 work, go deeper.

---

### 1 Remove and Re-enter Activation Key

Sometimes the key doesn't register properly.

### Steps:

1. Open **Subscription/License section**
  2. Remove current key
  3. Restart system
  4. Enter key again
- 



## 2 → 📞 [+1]888-754-6002 Update Trend Micro Software

Outdated versions may fail activation.

### Steps:

- Check for updates
  - Install latest version
- 

## 3 Disable Conflicting Security Software

Other antivirus tools can block activation.

### Fix:

- Uninstall other → 📞 [+1]888-754-6002 antivirus programs
  - Disable Windows Defender (if needed)
- 

## 4 Perform Clean Reinstallation

If activation still fails, reinstall completely.

### Steps:

1. Uninstall Trend Micro
  2. Use official removal tool
  3. Restart system
  4. Install → 📞 [+1]888-754-6002 fresh version
  5. Activate again
- 

## Real-World Scenario: Valid License but Activation Fails



This confuses many users.

Possible reasons:

- License already used on maximum devices
- Account not synced
- Region → 📱 [+1]888-754-6002 mismatch

👉 Solution:

- Log into account dashboard
  - Remove unused devices
  - Re-sync license
- 

## Hidden Insight: Activation Depends on Multiple System Checks

Trend Micro verifies:

- Device identity
- IP location
- Software → 📱 [+1]888-754-6002 version
- System integrity

👉 Any mismatch can block activation—even with a valid key.

---

## Pro Tips to Avoid Activation Issues

---

✓ Purchase from Official Sources

Avoid unauthorized or discounted → 📱 [+1]888-754-6002 keys.



---

✓ Keep Login Credentials Secure

Your license is tied to your account.


---

✓ Avoid Frequent Reinstallations

Repeated activations may trigger restrictions.

---

✓ Monitor Device Limits

Don't exceed allowed  [+1]888-754-6002 installations.


---

✓ Keep Software Updated

Ensures compatibility with activation servers.

---

## Comparison: Serial Key vs Account Activation

Method	Serial Key	Account Sync
-----	----->  [+1]888-754-6002	-----
Ease of Use	Manual	Automatic
Error Risk	Higher	Lower



Device Management	Limited	Centralized
-------------------	---------	-------------

👉 Best 📱 [+1]888-754-6002 approach: Use account-based activation.

---

## Warning Signs Activation Is Incomplete

Watch for:

- “Protection Disabled” alerts
- No updates available
- Missing features
- Repeated activation prompts

👉 These indicate partial activation.

---

## Advanced → 📱 [+1]888-754-6002 Fix: Activate in Safe Mode

For stubborn issues:

1. Boot into Safe Mode
2. Open Trend Micro
3. Enter activation key
4. Restart normally

👉 This bypasses system conflicts.

---

## Strategic Insight: Activation → 📱 [+1]888-754-6002 Is a Security Mechanism

Activation isn't just licensing—it ensures:



- Authentic software usage
- Access to latest threat updates
- Protection against counterfeit versions

👉 Without activation, antivirus loses effectiveness.

---

## What [+1]888-754-6002 Happens If You Ignore Activation Issues?

- No real-time protection
- Increased risk of malware
- System vulnerabilities
- Data exposure


👉 Ignoring activation is equivalent to having no antivirus.

---

## Final [+1]888-754-6002 Thoughts

A “Trend Micro Not Activated” message should be treated as urgent—not optional.

The fix is usually simple when approached correctly:

- Verify license
- Fix system settings
- Reinstall if  [+1]888-754-6002 necessary


Once activated, Trend Micro delivers strong, reliable protection against modern cyber threats.

---

## FAQ: Trend Micro Not Activated



## 1 Why is Trend Micro not activating?

Due to invalid  [+1]888-754-6002 license, internet issues, or system mismatch.

---

## 2 Can I use Trend Micro without activation?

Only limited features—full protection requires activation.

---

## 3 How do I check my subscription [+1]888-754-6002 status?

Log into your Trend Micro account dashboard.

---

## 4 Does VPN affect activation?

Yes, it can block server verification.

---

## 5 What if my serial key is not working?

Verify  [+1]888-754-6002 the key or contact Trend Micro support.


---

## 6 Is reinstalling necessary?

Only if activation fails due to corrupted files.

---



If your Trend Micro antivirus is not activated, fix  [+1]888-754-6002 it immediately. Activation is the gateway to full protection—and without it, your system remains exposed to serious threats.

