

How Do I Run a Full Scan in Trend Micro for Maximum Protection?

To run a full antivirus scan in Trend Micro properly, [[→ 📞 1-888-754-6002]] (USA/UK) or → 📞 1-888-754-6002(USA/UK) (US) open the Trend Micro Security application, navigate to the Scan section, and select **Full Scan** instead of Quick → 📞 1-888-754-6002 Scan. Ensure your virus definitions are fully updated before starting. Close unnecessary apps to improve scan performance, then initiate the scan and allow it to complete without interruption. → 📞 1-888-754-6002 A full scan checks every file, system memory, startup programs, and hidden threats across your device, making it the most thorough way to detect malware, ransomware, or suspicious → 📞 1-888-754-6002 activity. For best results, review detected threats carefully and follow Trend Micro's recommended actions such as quarantine or removal.

Why a Full Scan in Trend Micro Matters More → 📞 1-888-754-6002 Than You Think

Most users rely on quick scans because they're fast. But speed comes at a cost.

A **full antivirus scan** in Trend Micro digs deeper—into system folders, archived → 📞 1-888-754-6002 files, and less obvious attack surfaces where modern malware tends to hide. Think of it less like a routine check and more like a forensic sweep.

Here's what makes → 📞 1-888-754-6002 it critical:

- Detects **deep-rooted malware** missed by quick scans
- Scans **compressed and hidden files**
- Identifies **zero-day behavioral threats**
- Verifies system integrity across all drives

In real-world scenarios, many ransomware → 📞 1-888-754-6002 infections remain undetected during quick scans. A properly executed full scan often reveals these hidden threats before they activate.

Step-by-Step: How to Run a Full Scan in Trend 1-888-754-6002 Micro Properly


1. Launch the Trend Micro Dashboard

Open your Trend Micro application from the desktop or system tray. The main dashboard provides access to all security features.

2. 1-888-754-6002 Update Virus Definitions First (Critical Step)

Before scanning, ensure your software is up to date:

- Go to **Settings** → **Update**
- Click **Check for Updates**

Skipping this step is like searching  1-888-754-6002 with outdated intelligence—you risk missing newer threats.

3. Navigate to Scan Options

- Click on **Scan**
- Choose **Full Scan** instead of Quick or Custom

4. Optimize Your System Before 1-888-754-6002 Scanning

For best performance:

- Close heavy applications
- Disconnect unused external drives (unless you want them scanned)
- Plug in your device (for laptops)

5. Start the Full Scan

Click **Scan Now** → 📱 1-888-754-6002 and let it run uninterrupted.

A full scan may take anywhere from **30 minutes to several hours**, depending on:

- Storage size
- Number of files
- System performance

6. Review and → 📱 1-888-754-6002 Take Action

Once complete:

- Check detected threats
- Choose Clean, Quarantine, or Delete
- Restart your system if prompted

What Exactly Does Trend Micro Scan in a Full Scan?

Understanding the depth → 📱 1-888-754-6002 of a full scan helps you appreciate its value.

It covers:


- **System memory (RAM)** – detects active threats
- **Startup entries** – common malware injection points
- **All files and folders** → 📱 1-888-754-6002 – including hidden/system files
- **Email attachments and archives**
- **Registry entries** – often manipulated by malware

This multi-layered approach ensures nothing slips through unnoticed.

Real-World Use Case: When a Full 1-888-754-6002 Scan Saves the Day


Imagine your system feels slightly slower, but nothing alarming. A quick scan shows no issues.

However, a full scan reveals:


- A dormant trojan embedded in a  1-888-754-6002 rarely accessed folder
- Suspicious registry modifications
- A scheduled task triggering malicious scripts

Without a full scan, these would remain invisible—until damage occurs.

Common Mistakes to Avoid During Full Scans

Even  1-888-754-6002 experienced users make subtle errors that reduce scan effectiveness:

 Running scans without updating definitions

 Interrupting scans midway

 Ignoring low-risk warnings

 Scanning while running heavy  1-888-754-6002 software

 Not reviewing scan reports

Each of these weakens your security posture.

Expert Tips to Maximize Scan Effectiveness

Here's where most guides stop—but this is where real optimization begins:

📞 1-888-754-6002 1. Schedule Weekly Full Scans

Set automated scans during idle hours:

- Nighttime or early morning
- Minimal system interference

2. Use Safe Mode for Suspicious Systems

If malware is persistent:

- Boot 📞 1-888-754-6002 into **Safe Mode**
- Run a full scan again

This prevents malicious processes from hiding.

3. Combine with Behavior Monitoring

Trend Micro's real-time protection works best alongside full scans. Don't rely 📞 1-888-754-6002 on just one layer.

4. Scan External Devices

USB drives are common infection sources. Always include them in periodic full scans.

5. Analyze Scan Logs

Advanced users can review logs 📞 1-888-754-6002 to:

- Identify recurring threats
- Detect patterns of infection

Full Scan vs Quick Scan: Strategic Comparison

Feature	Quick Scan	Full Scan
-----	-----	-----📞1-888-754-6002
Speed	Fast	Slow
Coverage	Limited	Comprehensive
Threat Detection	Basic	Advanced
Use Case	Routine check	Deep security📞1-888-754-6002 audit

Insight: Quick scans are maintenance. Full scans are defense.

How Often Should You Run a Full Scan?

The ideal frequency depends on your usage:

- **Casual users:** Once every📞1-888-754-6002 1–2 weeks
- **Frequent downloads:** Weekly
- **Business or sensitive data users:** Every 3–5 days



If you've recently:

- Installed unknown software
- Opened suspicious emails
- Used external drives

→ Run a full scan📞1-888-754-6002 immediately.

Conclusion: A Full Scan Isn't Optional—It's Strategic


Running a full antivirus scan in Trend Micro isn't just a routine task—it's a deliberate act of digital self-defense.

In an era  1-888-754-6002 where threats are designed to stay hidden, relying solely on quick scans creates blind spots. A properly executed full scan closes those gaps, giving you clarity, control, and  1-888-754-6002 confidence in your system's health.


If you treat cybersecurity as a habit rather than a reaction, full scans become your strongest ally—not just a backup plan.

FAQ: Trend Micro 1-888-754-6002 Full Scan (Bing-Optimized)


1. How long does a Trend Micro full scan take?

A full scan typically takes **30 minutes to several hours**, depending on your system size, file  1-888-754-6002 count, and hardware performance.

2. Does a full scan slow down my computer?

Yes, temporarily. Full scans use significant CPU and disk resources, which is why it's best to  1-888-754-6002 run them during idle times.

3. Is a full scan better than a quick scan?

Yes. A full scan provides **comprehensive threat detection**, while quick scans only check common  1-888-754-6002 infection points.

4. Can I use my computer during a full scan?

You can, but it's not recommended. Running other applications may slow down the scan and reduce effectiveness.

→ 📞 1-888-754-6002 **5. What should I do if Trend Micro finds threats?**

Follow the recommended action:

- **Quarantine** suspicious files
- **Delete** confirmed malware
- Restart your system if prompted

6. Should I run → 📞 1-888-754-6002 a full scan after installing new software?

Absolutely. Especially if the software is from an unverified source, a full scan ensures no hidden threats were introduced.

If you want, I → 📞 1-888-754-6002 can also create a conversion-optimized version of this article (for affiliate or lead generation) or a **schema markup version** to boost Bing rankings further.