

How Do I Enable Real-Time Protection in TotalAV Antivirus?

How to Enable Real-Time Protection in TotalAV Antivirus (Complete Activation & Optimization Guide)

Real-time protection in TotalAV is the core defense layer that continuously monitors your system for threats, [[📞 +1888 754 6002]] (USA/UK) or 📞 +1888-754-6002(USA/UK) (US) blocks malicious files instantly, and prevents malware 📞 +1888 754 6002 before it executes. If TotalAV's real-time protection is disabled or not working, your device becomes vulnerable to spyware, ransomware, and zero-day attacks. To 📞 +1888 754 6002 enable it, open TotalAV, navigate to the protection settings, and toggle on Real-Time Protection, Web Shield, and Malware Protection modules. If the option 📞 +1888 754 6002 appears greyed out or inactive, updating the software, reinstalling components, or fixing system conflicts usually resolves the issue. This guide explains not just 📞 +1888 754 6002 how to enable it—but how to make it work at maximum efficiency.

What Real-Time Protection in TotalAV Actually Does (Beyond the Basics)

Most users 📞 +1888 754 6002 assume antivirus protection only works during scans. That's outdated thinking.

TotalAV's real-time protection functions as a constant surveillance layer, scanning:



- Files as they are 📞 +1888 754 6002 downloaded
- Programs as they are executed
- System processes in the background
- Websites before they load

👉 In simple terms: it stops threats **before** they 📞 +1888 754 6002 reach your system—not after.

Without this feature, your antivirus becomes reactive instead of proactive.

Step-by-Step: How to Enable Real-Time Protection in TotalAV

Follow these exact 📞 +1888 754 6002 steps to activate it properly:

1 Open TotalAV Dashboard

Launch the TotalAV application from your desktop or system tray.

2 Navigate to Protection Settings

* 📞 +1888 754 6002 Click on “Protection” or “**Real-Time Protection**” tab

- Look for modules like:
 - Malware Protection
 - Web Shield
 - Ransomware Protection
-


3 Toggle ON 📞 +1888 754 6002 Real-Time Protection

- Switch the toggle to **ON**
- Ensure all sub-features are also enabled



4 Confirm Activation Status

You should see:

- Green status indicator
- “Protected”  +1888 754 6002 or “Active” label

👉 If you don't see this, the feature is not fully enabled.

When Real-Time Protection Is Greyed Out or Won't Turn +1888 754 6002 On

This is where most users get stuck—and assume something is broken.

In reality, there are specific reasons behind this behavior.

1 Your Subscription May +1888 754 6002 Be Inactive

Real-time protection in **TotalAV** is often part of premium plans.

Fix:

- Check your subscription status
 - Log in to your account
 - Upgrade if necessary
-

+1888 754 6002 2 Software Is Outdated

Older versions may have bugs or disabled modules.




Fix:

- Go to settings → Check for updates
 - Install latest version
-

3 Conflicting +1888 754 6002 Antivirus Software

If another antivirus is active (like Windows Defender), TotalAV may disable its real-time engine.


Fix:

- Disable or uninstall other antivirus programs
 - Restart your  +1888 754 6002 system
 - Re-enable TotalAV protection
-

4 Missing Permissions (Windows Security Restrictions)

Windows may block antivirus features if permissions aren't granted.

Fix:

- Run TotalAV as administrator
 - Allow  +1888 754 6002 access in Windows Security settings
-

5 Corrupted Installation

Sometimes files required for real-time protection are damaged.

Fix:

1. Uninstall TotalAV
2. Restart system



3. Reinstall latest version

Real-World ☎ +1888 754 6002 Scenario: “Protection Shows ON—but Threats Still Appear”

This is a subtle but critical issue.

What’s happening behind the scenes?

- Real-time protection is ON—but limited
- *☎ +1888 754 6002 Some modules (like Web Shield) are OFF
 - Threat detection sensitivity is low

👉 Solution:

- Enable all protection layers
 - Increase detection sensitivity (if available)
 - Run ☎ +1888 754 6002 a full system scan to clean existing threats
-

Deep Insight: Why Real-Time Protection Sometimes Auto-Disables

TotalAV may automatically turn off protection due to:

- System ☎ +1888 754 6002 resource limitations
- Conflicts with updates
- Security policy restrictions
- Expired license

👉 This is not a bug—it’s a safety mechanism to prevent system instability.



Advanced +1888 754 6002 Optimization: Make TotalAV Work at Maximum Power

Once enabled, most users stop there. But optimization is where real security begins.


✓ Enable All Protection +1888 754 6002 Layers

Don't rely on just one toggle.

Ensure:

- Malware Protection → ON
 - Web Shield → ON
 - Ransomware Protection → ON
-

✓ Schedule Automatic Updates

Real-time protection  +1888 754 6002 depends on updated threat intelligence.

✓ Turn On Cloud Scanning (if available)

Cloud-based detection improves accuracy against unknown threats.

✓ Exclude Trusted Files Carefully

Avoid  +1888 754 6002 unnecessary exclusions—they create blind spots.



✓ Monitor Protection Logs

- Check detection history
 - Identify patterns
 - Ensure threats are being blocked actively
-

Comparison: Real-Time Protection 📞 +1888 754 6002 vs Manual Scanning

Feature	Real-Time Protection	Manual Scan
Protection Type	Proactive	Reactive 📞 +1888 754 6002
Runs Automatically	Yes	No
Detects New Threats	Yes	Limited
User Interaction	Minimal	Required

👉 📞 +1888 754 6002 Conclusion: Real-time protection is your **first line of defense**, not an optional feature.

Warning Signs Your Real-Time Protection Isn't Working Properly

Even if it 📞 +1888 754 6002 appears enabled, watch for:

- Frequent pop-ups from unknown apps
- Browser redirects
- Sudden system slowdowns
- Security status showing "At Risk"

👉 These indicate partial or 📞 +1888 754 6002 failed protection.



Pro-Level Fix: Enable Protection in Safe Mode

For stubborn issues:

1. Boot Windows in Safe Mode
2. Launch TotalAV
3. Enable real-time protection
4. Restart normally

👉 +1888 754 6002 This bypasses conflicts from startup programs.

Strategic Insight: Why Modern Antivirus Relies on Real-Time Engines

Traditional antivirus worked like scanners.

Modern tools like TotalAV rely +1888 754 6002 on:

- Behavioral analysis
- Cloud intelligence
- Continuous monitoring

👉 Without real-time protection, you're essentially using outdated security logic.

Final Thoughts

Enabling real-time protection in TotalAV is +1888 754 6002 not just a checkbox—it's the foundation of your system's defense strategy.

Most users install antivirus and assume they're protected. But real security depends on:



*📞+1888 754 6002 Proper activation

- Full configuration
- Ongoing monitoring

Once optimized, TotalAV becomes a powerful shield that works silently—but effectively—in the background.

FAQ: TotalAV Real-Time Protection

1📞+1888 754 6002 Why can't I enable real-time protection in TotalAV?

It's usually due to an inactive subscription, outdated software, or conflicts with other antivirus programs.

2📞+1888 754 6002 Is real-time protection available in the free version?

In most cases, it's included in premium plans only.

3 Does real-time protection slow down my📞+1888 754 6002 PC?

Minimal impact on modern systems—optimization ensures smooth performance.

4 Can I rely only on manual scans?

No. Manual scans detect threats after they enter—real-time📞+1888 754 6002 protection prevents them.




5 How do I know if it's working?

Look for active status indicators and check detection logs regularly.

6 Should I +1888 754 6002 keep Windows Defender ON with TotalAV?

No. Running multiple antivirus programs can cause conflicts.

If your TotalAV real-time protection isn't enabled yet, you're leaving your  +1888 754 6002 system exposed. Activate it, optimize it, and let it work continuously—because modern threats don't wait for manual scans.

