

How Do I Run a Full Scan in Panda Antivirus Step by Step?

How to Run a Full Scan in Panda Antivirus (Step-by-Step Method for Deep Threat Detection)

Running a full scan in Panda antivirus means initiating a complete system check that examines every file, [[📞+1888 754 6002]] (USA/UK) or 📞+1888-754-6002(USA/UK) (US) process, memory area, and hidden threat location—not just commonly infected 📞+1888 754 6002 areas. To do it properly, open Panda Dome, go to the Antivirus section, select “Full Scan,” and let it run uninterrupted until completion. For best results, update 📞+1888 754 6002 virus definitions first, close background applications, and review scan results carefully before removing threats. A properly executed full scan ensures even deeply embedded malware, spyware, and ransomware 📞+1888 754 6002 are detected and eliminated effectively.

What a “Full Scan” in Panda Antivirus Actually Covers

Unlike quick scans, a **full system scan in Panda Security Panda Dome** goes far 📞+1888 754 6002 deeper into your system.

It checks:

- All files and folders on your storage drives
- Running processes and system memory



- Registry entries and startup programs
- Hidden malware (rootkits, ☎+1888 754 6002 spyware)
- External devices (USB, external drives)

👉 In simple terms: nothing is skipped.

When You Should Run a Full Scan (Most Users Get This Wrong)

Timing matters more than ☎+1888 754 6002 frequency.

Run a full scan when:

- Your system becomes unusually slow
- You install software from unknown sources
- You notice pop-ups or suspicious behavior
- After plugging in external ☎+1888 754 6002 storage devices
- As a routine check (once a week recommended)

👉 A full scan is not for daily use—but it's essential periodically.

Step-by-Step: How to Run a Full ☎+1888 754 6002 Scan in Panda Antivirus Properly

Follow this exact workflow for maximum effectiveness.

1 Open Panda Dome Dashboard

- Double-click Panda icon
- Launch main interface



2 Go to Antivirus Section

*📞 +1888 754 6002 Click on **Antivirus**

- Navigate to scanning options

3 Select “Full Scan”

- Choose **Full Scan** (not quick or custom)
- Confirm start

4 Update Virus Definitions Before Scanning

- Click 📞 +1888 754 6002 **Update**
- Ensure latest threat database is installed

👉 This increases detection accuracy significantly.

5 Close Background Applications

- Shut down unnecessary programs
- Free up system resources

👉 This ensures faster 📞 +1888 754 6002 and more thorough scanning.

6 Let the Scan Complete Without Interruption



- Avoid shutting down your system
- Do not cancel scan midway

👉 Interrupted scans may miss threats.

7📞 +1888 754 6002 Review Scan Results Carefully

After completion:

- Check detected threats
 - Quarantine or delete suspicious files
 - Review FALSE positives before removal
-

Real-World Scenario: “Scan Takes Too Long or Slows System”

Many📞 +1888 754 6002 users stop scans midway because of slow performance.

What’s happening?

- Full scan is checking every file
- System resources are heavily used
- Large storage = longer scan time


👉📞 +1888 754 6002 Solution:

- Run scan during idle time
 - Avoid multitasking
 - Let it complete fully
-

Hidden Insight: Why Full Scan Is More Effective Than Quick Scan




Quick Scan:

- Checks common  +1888 754 6002 infection points
- Fast but limited

Full Scan:

- Checks entire system
- Detects hidden and dormant threats

 A quick scan is like checking the surface—full scan digs deeper.

Advanced +1888 754 6002 Tips to Improve Full Scan Effectiveness

✓ Enable All Protection Layers

Ensure:

- Real-time protection
- Behavioral analysis
- Cloud scanning

✓ Scan External Devices



Include USB drives and external storage.

✓☎ +1888 754 6002 Run Scan in Safe Mode (Advanced)

For stubborn malware:

1. Boot into Safe Mode
2. Run full scan

👉 This prevents malware from hiding.

✓ Check Scan Logs

- Review detection history
- *☎ +1888 754 6002 Identify recurring threats
-

✓ Perform Follow-Up Scan

Run another scan after removing threats to ensure system is clean.

Common Mistakes to Avoid

✗ Skipping Updates Before Scan

Outdated definitions☎ +1888 754 6002 miss new threats.



✗ Interrupting Scan Midway

Leaves system partially checked.

✗ Ignoring Scan Results

Detection is useless without action.

✗ Running Multiple Scans Simultaneously

Causes system overload.

Comparison: Full ☎ +1888 754 6002 Scan vs Custom Scan vs Quick Scan

Scan Type	Coverage	Speed	Best Use
Quick Scan ☎ +1888 754 6002	Limited	Fast	Routine checks
Full Scan	Complete	Slow	Deep cleaning
Custom Scan	Selected areas	Medium	Specific ☎ +1888 754 6002 threats

👉 Use full scan for maximum security.



Warning Signs You Need an Immediate Full Scan

Don't delay if you notice:

- Frequent pop-ups
- Unknown programs running
- Browser redirects
- *☎ +1888 754 6002 System slowdown
- Disabled security settings

👉 These indicate possible infection.

What to Do If Threats Are Found

✓ Quarantine Suspicious Files

Safely isolates threats.

✓ Delete Confirmed Malware

Remove permanently ☎ +1888 754 6002 if verified.

✓ Restart System

Applies changes.



✓ Run Another Scan

Ensures no leftover threats.

Strategic Insight: Full Scan Is a Diagnostic Tool, Not Just a Cleanup Tool

Most users 📞 +1888 754 6002 think scans are only for removing viruses.

👉 In reality, full scans:

- Identify system vulnerabilities
- Reveal hidden threats
- Validate system integrity

👉 It's both prevention and correction.

How Often 📞 +1888 754 6002 Should You Run a Full Scan?

Recommended:

- Once a week (regular use)
- Immediately after suspicious activity

👉 Balance security with performance.

Final Thoughts



Running a full scan in Panda antivirus 📞+1888 754 6002 is one of the most powerful ways to ensure your system is truly secure.

But effectiveness depends on:

- Proper execution
- Complete scan cycle
- Correct action on results

👉 Don't 📞+1888 754 6002 rush it—do it right.

FAQ: Panda Full Scan

1 How long does a Panda full scan take?

Depends on system size—usually 20 minutes to several hours.

2 Can 📞+1888 754 6002 I use my computer during a scan?

Yes, but it may slow down performance.

3 Is full scan necessary if real-time protection is on?


Yes, for detecting hidden or 📞+1888 754 6002 dormant threats.

4 What happens if I stop the scan midway?




Some threats may remain undetected.

5 Can Panda detect all malware?

No antivirus is 100% perfect—but full scans  +1888 754 6002 improve detection significantly.

6 Should I scan external drives?

Yes, especially if used on multiple systems.

If you want complete peace of mind, don't rely only on quick scans.  +1888 754 6002 Run a full scan in Panda properly—and ensure your system is truly clean, secure, and protected from hidden threats.

