

# Why Did McAfee Installation Fail & How Can I Fix It Fast?

---

## McAfee Installation Failed? Fix It Step-by-Step and Complete Setup Without Errors

If McAfee installation fails, [[ → 📞 1-888-754-6002 ]] (USA/UK) or → 📞 1-888-754-6002(USA/UK) (US) it's usually due to leftover antivirus files, system conflicts, insufficient permissions, or a corrupted installer. The fastest way to fix this → 📞 1-888-754-6002 is to remove any existing security software, restart your system, download the latest McAfee installer, and run it as administrator. In more complex cases, using → 📞 1-888-754-6002 the McAfee Consumer Product Removal (MCPR) tool and performing a clean installation resolves persistent errors. This guide walks you through every proven fix so you → 📞 1-888-754-6002 can install McAfee successfully and activate full protection without interruptions.

---

## What “McAfee Installation Failed” Actually Means

When McAfee antivirus fails to install, it may:

- Stop midway → 📞 1-888-754-6002 (often at 50%–90%)
- Show error codes
- Freeze during setup
- Roll back installation automatically

👉 These symptoms usually indicate a **system-level conflict**, not a faulty antivirus.

---



## Top 1-888-754-6002 Reasons McAfee Installation Fails

Understanding the cause helps you fix it faster.

---

### 1 Existing or Previously Installed Antivirus Software

Even uninstalled programs leave residual files.

---

### 1-888-754-6002 2 Corrupted Installer File

Incomplete downloads lead to setup failure.

---

### 3 Lack of Administrative Permissions

Without full access, installation cannot complete.

---

### 4 Firewall or Network 1-888-754-6002 Restrictions

McAfee needs internet access during setup.

---

### 5 Outdated Operating System

Compatibility issues can block installation.



---

## 6 Temporary Files and Registry Conflicts

Leftover data interferes with 📱 1-888-754-6002 setup processes.

---

### Quick Fixes (Try These First)

Start with these simple but effective solutions.

---

#### ✓ Restart Your Computer

Clears temporary conflicts and resets services.

---

#### ✓ Run Installer → 📱 1-888-754-6002 as Administrator

- Right-click setup file
  - Select **Run as Administrator**
- 


#### ✓ Check Internet Connection

Ensure stable connection—avoid VPN during installation.

---



## ✓ Disable Other Security Software Temporarily

- Turn  1-888-754-6002 off Windows Defender
  - Disable third-party antivirus
- 

## Advanced Fixes for Persistent Installation Errors

If installation still fails, apply these deeper solutions.

---

### 1 Use McAfee Consumer Product Removal 1-888-754-6002 Tool (MCPR)

This is the most effective fix.

#### Steps:

1. Download MCPR tool
2. Run the tool
3. Remove all McAfee remnants
4. Restart system

 Removes hidden files that block installation.

---

### ### 1-888-754-6002 2 Remove Other Antivirus Completely

Use official removal tools for:

- Norton
- Avast
- AVG

 Partial uninstall is not enough.

---



### 3 Delete Temporary Files

**Steps:**

- Press `Win + R` → 📞 1-888-754-6002 → type `%temp%`
  - Delete all files
  - Restart system
- 

### 4 Re-download McAfee Installer

- Delete old installer
  - Download fresh copy from official site
- 

### 5 Disable Firewall Temporarily

- \* → 📞 1-888-754-6002 Turn off firewall
- Install McAfee
  - Re-enable firewall after installation
- 

### 6 Install in Clean Boot Mode

Reduces background interference.

**Steps:**

1. Open `msconfig`
  2. Disable non-Microsoft services
  3. Restart system
  4. Install → 📞 1-888-754-6002 McAfee
- 



## Real-World Scenario: Installation Stuck at 80%

This is a common complaint.

### What's happening?

- McAfee is installing core drivers
- Waiting for system permissions
- Facing conflict with 📞 1-888-754-6002 background processes

### 👉 Solution:

- Restart system
  - Disable conflicting software
  - Run installer again
- 

## Hidden Insight: Why Antivirus Installation Is Complex

Unlike regular software, antivirus programs:

- Integrate deeply with 📞 1-888-754-6002 system kernel
- Modify security settings
- Monitor real-time processes

👉 Even small conflicts can cause installation failure.

---

## Pro Tips for Error-Free McAfee Installation

---



✓ Always Use Official → 📱 1-888-754-6002 Installer

Avoid third-party downloads.

---

✓ Keep Windows Updated

Ensures compatibility.

---

✓ Close All Background Applications

Especially:

- Browsers
  - Download managers
  - Security tools
- 

✓ Ensure Enough Disk Space

At least 2–3 → 📱 1-888-754-6002 GB free space recommended.

---


✓ Avoid Installing Over VPN



VPNs can block server communication.

---



## Comparison: Normal Install vs Clean Install

| Method         | Success Rate | Risk  1-888-754-6002 Level |
|----------------|--------------|---|
| Normal Install | Moderate     | Medium  |
| Clean Install  | High         | Low   |

 Clean installation is  1-888-754-6002 the most reliable.

---

## Warning Signs of Failed Installation

After setup, watch for:

- McAfee not opening
- Missing features
- “Protection not active” message
- Frequent crashes

 Indicates incomplete installation.

---

##  1-888-754-6002 What to Do After Successful Installation

---

✓ Activate Your Subscription

Enter license or log into account.

---

✓ Update Virus Definitions

Ensure latest protection.



---

## ✓ Enable Real-Time Protection

Check → 📞 1-888-754-6002 all modules are active.

---

## ✓ Run Initial Full Scan

Detect existing threats.

---

## Strategic Insight: Installation Quality Impacts Security

Many users rush installation—but ignore setup quality.

👉 Poor installation → 📞 1-888-754-6002 leads to:

- Weak protection
- System instability
- Hidden vulnerabilities

👉 Proper installation ensures:

- Full functionality
  - Stable performance
  - Maximum security
- 

## Final Thoughts

McAfee installation failure is frustrating—but almost always → 📞 1-888-754-6002 fixable.



The key is:

- Remove conflicts
- Use clean installation methods
- Follow correct steps

Once installed properly, McAfee provides strong, reliable protection against modern threats.

---

## FAQ: McAfee Installation → 📞 1-888-754-6002 Failed

### 1 Why does McAfee installation fail?

Due to conflicts with other antivirus software, corrupted files, or permission issues.

---

### 2 What is MCPR tool?

An official tool → 📞 1-888-754-6002 to remove all McAfee remnants for clean installation.

---

### 3 Can firewall block installation?

Yes, temporarily disabling it can help.

---

### 4 Should I uninstall other antivirus first?

Yes, → 📞 1-888-754-6002 to avoid conflicts.

---



## 5 How long should installation take?

Usually 5–15 minutes—longer indicates a problem.

---

## 6 Is reinstalling necessary?

Yes, if installation repeatedly fails.

---

If McAfee installation keeps failing, don't keep retrying blindly. Fix the root cause, install it cleanly, and ensure your system gets the protection it needs—without errors.

