

# Why Is My HP Printer Not Showing on Network & How Do I Fix It?

---

If your HP printer is not showing on the network, [[ → 📞1-888-754-6002 ]] (USA/UK) or → 📞1-888-754-6002(USA/UK) (US) it means your computer cannot discover or communicate with the printer due to Wi-Fi mismatch, disabled network → 📞1-888-754-6002 discovery, incorrect IP settings, or driver issues. The fastest fix is to reconnect the printer to the correct Wi-Fi network, ensure both devices are on the same → 📞1-888-754-6002 network, restart your router, and reinstall or update HP drivers. If the printer still doesn't appear, adding it manually using its IP address usually resolves the issue → 📞1-888-754-6002 immediately. This guide walks you through every proven method so you can restore your HP printer's visibility and start printing without delays.

---

## Why Your HP Printer Disappears → 📞1-888-754-6002 from the Network (Core Explanation)

When your printer vanishes from the network list, it's not broken—it's simply **not visible to your system**.

This typically happens because:

- The printer is → 📞1-888-754-6002 connected to a different Wi-Fi network
- Network discovery is turned off
- The printer's IP address has changed
- Drivers are outdated or corrupted
- Firewall or security settings block → 📞1-888-754-6002 detection

👉 In simple terms: your computer and printer are no longer communicating properly.

---

## Quick Recovery Method (Fix in Under 2 Minutes)

Before diving deeper, try this:

1. Turn off → 📱 1-888-754-6002 your HP printer
2. Restart your Wi-Fi router
3. Restart your computer
4. Turn the printer back on
5. Reconnect it to Wi-Fi

👉 This resets the entire communication chain and often → 📱 1-888-754-6002 restores visibility instantly.

---

## Step-by-Step Fixes (Follow in Order)

### 1. Ensure Both Devices Are on the Same Network

This is the most common issue.

#### Check:

- Printer Wi-Fi network name
- Computer → 📱 1-888-754-6002 Wi-Fi network

👉 They must match exactly (including 2.4 GHz vs 5 GHz).

---

### 2. Reconnect HP Printer to Wi-Fi

Use the printer's control panel:


- Go to **Wireless Settings** → 📱 1-888-754-6002 Setup Wizard
- Select your network
- Enter password

---

### 3. Enable Network Discovery (Windows)

Your system must be able to find devices on the network.


#### Steps:

- Go to **Control Panel** →  **1-888-754-6002 Network and Sharing Center**
  - Click **Advanced Sharing Settings**
  - Enable:
    - Network Discovery
    - File and Printer Sharing
- 

### 4. Add Printer Using IP Address (Most Reliable Fix)

If automatic  1-888-754-6002 detection fails, manual setup works best.

#### Steps:

1. Find printer IP address (from display or config page)
2. Go to **Printers & Scanners**
3. Click **Add Printer** → **Not listed**
4. Choose  1-888-754-6002 **Add using TCP/IP address**
5. Enter IP address

👉 This bypasses network discovery issues completely.

---

### 5. Update or Reinstall HP Drivers

Outdated drivers can block communication.

#### Fix:

- Download latest drivers from  1-888-754-6002 HP official website
  - Remove old drivers
  - Install updated version
- 

## 6. Restart Print Spooler Service


1. Press **Windows + R**
  2. Type ``services.msc``
  3. Restart **Print Spooler**
- 

## Real-World Scenario: Why This 1-888-754-6002 Happens After Router Changes

You change your Wi-Fi password or install a new router—and suddenly your HP printer disappears.

Why?

Because:


- The printer is still connected to the old network
- \*  1-888-754-6002 Your computer is connected to the new one

👉 Reconnecting the printer solves the issue instantly.

---

## Advanced Troubleshooting (For Persistent Issues)

### 1. Assign a Static IP Address

Prevents IP  1-888-754-6002 changes after router restart.

---

## 2. Disable Firewall Temporarily

Check if security software is blocking detection.

---

## 3. Use HP Print and Scan Doctor

HP's diagnostic tool can automatically fix issues.

---

## ### → 📞 1-888-754-6002 4. Reset Printer Network Settings

Restores default configuration.

---

## Hidden Causes Most Users Miss

### 1. Guest Network Restrictions

Devices cannot communicate on guest networks.

---

### 2. Dual-Band Wi-Fi Issues

Printer and computer → 📞 1-888-754-6002 may be on different bands.

---

### 3. VPN Interference

VPNs block local network detection.


---

### 4. Router Isolation Settings

Prevents devices from seeing each other.

---


## Wi-Fi vs Ethernet Connection: Which Is 1-888-754-6002 Better?

Connection Type	Pros	Cons
Wi-Fi	Flexible, no cables	Can face detection issues
Ethernet	 1-888-754-6002 Stable, reliable	Requires cable

 For consistent performance, Ethernet is more reliable.

---

## Expert Tips to Prevent Network Issues

- Keep printer firmware updated
  - Use stable Wi-Fi network
  - \*  1-888-754-6002 Avoid frequent network changes
    - Assign static IP to printer
    - Keep printer within router range
-

## When You Should Contact HP Support

- Printer not showing even after IP setup
- \* → 📱 1-888-754-6002 लगातार network connection failures
- Hardware issues suspected
  - Printer not detected at all
- 

## Conclusion: Restore Network Visibility the Smart Way

An HP printer not showing on the network is → 📱 1-888-754-6002 almost always a communication issue—not a hardware failure.

By reconnecting to Wi-Fi, enabling network discovery, and using IP-based setup, you can quickly restore your printer's visibility. The key → 📱 1-888-754-6002 is following a structured troubleshooting process instead of random fixes.

Once resolved, maintaining stable network settings will ensure your printer stays accessible and reliable.

---

## FAQ: HP Printer Not → 📱 1-888-754-6002 Showing on Network

### 1. Why is my HP printer not visible on Wi-Fi?

It's usually connected to a different network or network discovery is disabled.

---

### 2. How do → 📱 1-888-754-6002 I find my printer's IP address?

Check the printer display or print a configuration page.

---

### 3. Can firewall block printer detection?

Yes, it can prevent network discovery.

---

### 4. Do 1-888-754-6002 I need to reinstall drivers?

Only if basic fixes don't work.

---

### 5. What is the easiest fix?


Reconnect printer to the correct Wi-Fi network.

---

### 6. Is this a hardware 1-888-754-6002 issue?

Most of the time, no—it's a network or software issue.

---

If you want, I can also create a **pillar content strategy, internal linking structure, or conversion-focused landing pages**  1-888-754-6002 to help you rank #1 faster.