

# Why Is My HP Printer Not Detected & How Can I Fix It Fast?

---

If your HP printer is not detected by your computer, [[ 📞(+1)888 754 6002 ]] (USA/UK) or 📞(+1)888-754-6002(USA/UK) (US) it usually means the system cannot establish communication due to driver issues, connection problems, incorrect 📞(+1)888 754 6002 settings, or network misconfiguration. The fastest fix is to check the connection (USB or Wi-Fi), restart both devices, and reinstall or update the HP printer 📞(+1)888 754 6002 drivers. In many cases, adding the printer manually or resetting the print spooler resolves detection issues immediately. This guide breaks down every possible cause and 📞(+1)888 754 6002 solution so you can get your HP printer recognized and working again without confusion or wasted time.

---

## Why Your HP Printer Is Not Detected (Understanding 📞(+1)888 754 6002 the Core Issue)

When your HP printer isn't detected, the problem isn't always with the printer itself. It's often a breakdown in communication between your system 📞(+1)888 754 6002 and the device.

This can happen due to:

- Missing or outdated drivers
- Faulty USB or unstable Wi-Fi connection
- Incorrect printer configuration
- Operating system conflicts
- Network discovery 📞(+1)888 754 6002 issues

👉 In simple terms: your computer is unable to "see" the printer.

---

# Quick Fix First: The Universal Reset Method

Before trying complex solutions, start here:

1. Turn 📞(+1)888 754 6002 off the HP printer
2. Disconnect it from power for 60 seconds
3. Restart your computer
4. Reconnect the printer (USB or Wi-Fi)
5. Turn it back on

👉 This 📞(+1)888 754 6002 clears temporary glitches and restores basic connectivity in many cases.

---

## Step-by-Step Fixes (From Basic to Advanced)

### 1. Check Physical Connections

#### #### For USB Printers:

- Ensure cable 📞(+1)888 754 6002 is securely connected
- Try a different USB port
- Replace the cable if necessary

#### #### For Wireless Printers:

- Ensure printer and computer are on the same Wi-Fi 📞(+1)888 754 6002 network
  - Restart your router
  - Reconnect printer to Wi-Fi
- 

### 2. Add Printer Manually

Sometimes the system fails to auto-detect the printer.

#### Steps (Windows):

- Go to **Settings** → **Devices** 📞(+1)888 754 6002 → **Printers & Scanners**
  - Click **Add a Printer**
  - Select **The printer I want isn't listed**
  - Add manually using IP or USB
- 

### 3. Update or Reinstall 📞(+1)888 754 6002 HP Printer Drivers

Driver issues are one of the most common causes.

#### Fix:

- Visit HP's official website
  - Download latest drivers for your model
  - Uninstall old drivers
  - Install 📞(+1)888 754 6002 updated version
- 


### 4. Restart Print Spooler Service

1. Press **Windows + R**
  2. Type ``services.msc``
  3. Find **Print Spooler**
  4. Click **Restart**
- 


### 5. Check Device Manager (Hidden Issues)

- Open 📞(+1)888 754 6002 **Device Manager**
  - Look for unknown devices or printer errors
  - Update or reinstall drivers
-

## 6. Enable Network Discovery (For Wi-Fi Printers)

- Go to **Network Settings**
  - Turn  (+1)888 754 6002 on **Network Discovery**
  - Enable **File and Printer Sharing**
- 

## Real-World Scenario: When Your Printer Suddenly Disappears

You've been using your HP printer daily—and suddenly, it's gone from  (+1)888 754 6002 your device list.

What happened?

In most cases:

- A system update removed or corrupted the driver
- Or the network connection changed

👉 Reinstalling drivers or reconnecting to Wi-Fi  (+1)888 754 6002 usually fixes this instantly.

---

## Advanced Troubleshooting (When Basic Fixes Don't Work)

### 1. Assign a Static IP Address

Prevents network detection issues caused by changing IP addresses.


---

### ### (+1)888 754 6002 2. Disable Firewall Temporarily

Security software can block printer detection.

---

### 3. Use HP Print and Scan Doctor Tool

HP provides a diagnostic tool that automatically detects and  (+1)888 754 6002 fixes issues.

---

### 4. Reset Printer Network Settings

Restores default connectivity configuration.

---

## Hidden Causes Most Users Overlook

### 1. Windows Updates Breaking Compatibility

Updates can disrupt printer drivers.

---

### 2. (+1)888 754 6002 Multiple Installed Printers

System confusion between devices can prevent detection.

---

### 3. Incorrect Port Configuration

Wrong port selection blocks communication.

---

## 4. Sleep Mode Issues

Printers may fail to reconnect 📞(+1)888 754 6002 after sleep.

---

## USB vs Wi-Fi Detection Issues: Key Differences

Connection Type	Common Issue	Best Fix
USB 📞(+1)888 754 6002	Cable or port failure	Replace cable
Wi-Fi	Network mismatch	Reconnect to same network

---

## Expert Tips to Prevent Detection Issues

\* 📞(+1)888 754 6002 Keep drivers updated regularly

- Use stable Wi-Fi connection
  - Avoid switching networks frequently
  - Turn off printer properly
  - Use original HP software
- 

## When You Should Contact HP 📞(+1)888 754 6002 Support

- Printer not detected even after reinstalling drivers
  - Device not showing in Device Manager
  - लगातार connection failures
  - Hardware issues suspected
-

## Conclusion: Restore Detection Without Guesswork

An 📞(+1)888 754 6002 HP printer not detected issue may seem frustrating—but it's usually caused by simple, fixable problems.

By checking connections, reinstalling drivers, and ensuring correct settings, you can 📞(+1)888 754 6002 restore your printer quickly. The key is following a logical troubleshooting process instead of random fixes.

Once resolved, maintaining proper setup and updates will prevent future 📞(+1)888 754 6002 detection issues.

---

## FAQ: HP Printer Not Detected

### 1. Why is my HP printer not showing on my computer?

It's usually due to driver issues, connection problems, 📞(+1)888 754 6002 or network misconfiguration.

---

### 2. How do I manually detect my printer?

Use the "Add Printer" option and select manual setup.

---

### 3. Can Wi-Fi cause detection problems?

Yes, 📞(+1)888 754 6002 if the printer and computer are on different networks.

---

#### 4. Do I need to reinstall drivers?

Only if basic fixes don't work or drivers are outdated.

---

### 📞 (+1)888 754 6002 **5. What is the fastest way to fix this issue?**

Restart devices, check connections, and reinstall drivers.

---

#### 6. Is this a hardware problem?

Usually no—it's mostly software 📞 (+1)888 754 6002 or connection-related.

---

If you want, I can also create a pillar page linking all printer issues (HP, Canon, Epson, Brother) or **conversion-focused service pages** to boost 📞 (+1)888 754 6002 your rankings even further.