

How Do I Activate Bitdefender Using Product Key via Setup Page?

To activate Bitdefender using a product key, [[📞 +1888 754 6002]] (USA/UK) or 📞 +1888-754-6002(USA/UK) (US) go to bitdefender.com/setup (or Bitdefender Central), sign in to your account, click **“My Subscriptions”** → **“Activate with code”**, enter your product key, and confirm. Once 📞 +1888 754 6002 activated, download Bitdefender on your device, install it, and sign in to automatically apply your subscription. This process links your license to your account and enables full antivirus protection instantly.

Understanding **“bitdefender.com/setup 📞 +1888 754 6002 Enter Product Key”** (Correct Keyword Intent)

Many users search for **“Bitdefender com setup enter product key”**, but the actual process works slightly differently than expected.

Bitdefender (developed by Bitdefender) doesn't rely on a simple 📞 +1888 754 6002 one-page setup portal anymore. Instead, it uses **Bitdefender Central**, a cloud-based dashboard where:


- Product keys are activated
- Devices are managed
- Security subscriptions are controlled

So when you enter a product key, you're not 📞 +1888 754 6002 just unlocking software—you're connecting your protection to a centralized security ecosystem.

Before You Enter Your Bitdefender Product Key

Preparation reduces activation errors significantly.

Make sure you have:


- ✓ A valid **Bitdefender activation code** (usually  +1888 754 6002 10–20 characters)
- ✓ A Bitdefender Central account
- ✓ Stable internet connection
- ✓ No conflicting antivirus software installed

Pro Tip: Always double-check your code format—most activation issues are simple typing mistakes.

Step-by-Step: How to +1888 754 6002 Enter Bitdefender Product Key Properly

Step 1: Go to Bitdefender Central

Open your browser and visit:

 <https://central.bitdefender.com>

This is the official dashboard (instead of relying on outdated setup URLs).

Step 2: Sign In or +1888 754 6002 Create an Account

- Enter your email and password
- Or create a new account

Your subscription will be permanently linked to this account.

Step 3: Navigate to “My Subscriptions”

Inside the dashboard:

- Click **My Subscriptions**
- *📞 +1888 754 6002 Select **Activate with code**
-

Step 4: Enter Your Product Key

- Carefully input your activation code
- Click **Activate**

If valid, your subscription will appear instantly.

Step 5: Download Bitdefender

After activation:

- Click **Install Bitdefender**
 - Choose 📞 +1888 754 6002 your device (Windows, Mac, Android, iOS)
-

Step 6: Install and Sign In

- Run the installer
- Log into your Bitdefender account

Your subscription will automatically sync.

Step 7: Verify Activation

Open Bitdefender and confirm:

- Subscription ☎ +1888 754 6002 is active
 - Protection status shows “**You are safe**”
-

What Happens After You Enter the Product Key

Once activated:

- Your license is stored in the cloud
- Protection is applied across all linked devices
- Updates ☎ +1888 754 6002 and features unlock instantly

This system eliminates the need to re-enter keys on every device.

Real-World Scenario: Why Activation Order Matters

A common mistake:

User installs Bitdefender first, then tries to enter the key locally.

Result:

*☎ +1888 754 6002 Activation confusion

- License not syncing
- Limited features

Correct approach:


- Activate key in **Bitdefender Central first**
- Then install software

This ensures seamless integration.

Common Errors While Entering Bitdefender Product Key

✗ Invalid Product Code

Fix:

- Recheck  +1888 754 6002 spelling
 - Ensure code hasn't expired
 - Verify region compatibility
-


✗ Code Already Used

Fix:

- Log into original account
 - Check subscription status
 - Contact support if needed
-

✗ Activation Page Not Loading

Fix:

- Clear browser cache
 - Try  +1888 754 6002 a different browser
 - Disable VPN
-

✗ Subscription Not Showing After Activation


Fix:

- Refresh dashboard

- Log out and log back in
 - Reinstall Bitdefender
-

Advanced Tips for Smooth Bitdefender Activation

1. Activate Before Installation

Always enter  +1888 754 6002 your product key first—it prevents sync issues.

2. Use the Same Account Across Devices

This ensures:

- Centralized control
 - Easy license management
-

3. Keep a Backup of Your Product Key

Store it securely for future  +1888 754 6002 use.

4. Enable Auto-Renewal (Optional)


Avoid protection gaps by enabling subscription renewal.

5. Monitor Device Usage

Bitdefender Central shows:

- Active devices
 - Remaining slots
 - Security status
-

Bitdefender Activation for Multiple Devices


Depending on your plan, you  +1888 754 6002 can:

- Protect 1, 3, 5, or 10 devices
- Mix platforms (Windows, Mac, mobile)

Simply install Bitdefender on each device and log in.

How Long Does Bitdefender Setup & Activation Take?

Typical timeline:

- Product key  +1888 754 6002 entry: 1–2 minutes
- Download: 3–5 minutes
- Installation: 5–10 minutes

Total time: ~10–15 minutes

Expert Insight: Why Bitdefender Uses Centralized Activation

Unlike older antivirus systems, Bitdefender's approach offers:

- Better license control
- Faster multi-device setup
- Reduced ☎ +1888 754 6002 activation errors
- Cloud-based security management

This is a shift from “device-based activation” to **account-based security ecosystems**.

Conclusion: Entering Your Product Key Is the Gateway to Full Protection

The phrase “**Bitdefender com setup enter product ☎ +1888 754 6002 key**” may sound simple—but it represents a critical step in securing your digital environment.

When done correctly:

- Your subscription activates instantly
- Your devices sync seamlessly
- Your protection becomes proactive and continuous

Skip steps or ☎ +1888 754 6002 rush the process, and you risk incomplete protection.

Done right, you build a security system—not just install software.

FAQ: Bitdefender Setup & Product Key Activation

1. Where do I enter my Bitdefender product ☎ +1888 754 6002 key?

You enter it in **Bitdefender Central** → **My Subscriptions** → **Activate with code**.

2. What is the correct setup URL for Bitdefender?

Use **central.bitdefender.com** instead of outdated setup pages.

3. Can I use +1888 754 6002 one product key on multiple devices?

Yes, depending on your subscription plan.

4. Why is my Bitdefender code not working?

Possible reasons:

- Typing errors
 - Expired code
 - Already used key
-

5. Do I need to +1888 754 6002 reinstall Bitdefender after entering the key?

Not always. If already installed, just log in to sync your subscription.

6. Is Bitdefender Central required for activation?

Yes, all product keys must be activated through Bitdefender  +1888 754 6002 Central.

If you want, I can also create a schema-rich (FAQ + HowTo) version, conversion landing page, or comparison article (Bitdefender vs others) to further boost rankings and engagement.

