

Why Is Avast Antivirus Not Activated & How Do I Fix It Fast?

If Avast antivirus shows “Not **Activated**,” [[📞(+1)888 754 6002]] (USA/UK) or 📞(+1)888-754-6002(USA/UK) (US)” open the Avast app, go to Menu → My Subscriptions, and click Activate. Enter your valid activation code or sign in to your Avast account 📞(+1)888 754 6002 to restore your subscription. If activation fails, check your internet connection, ensure your license hasn’t expired, update Avast to the latest version, and restart your system. In persistent cases, reinstalling Avast 📞(+1)888 754 6002 or repairing the installation resolves most activation issues.

Why Avast Shows “Not Activated” (Understanding the Root Cause)

Seeing the “Not Activated” warning in Avast antivirus isn’t just a minor glitch—it means your 📞(+1)888 754 6002 system may not be fully protected.

Activation errors usually happen due to:

- Expired or invalid subscription
- Account sync issues
- Corrupted installation files
- Outdated Avast version
- Network or firewall interference

And here’s the critical 📞(+1)888 754 6002 part:

When Avast isn’t activated, **real-time protection may be limited or disabled**, leaving your device vulnerable.

Immediate Fix: How to Activate Avast Antivirus Properly

Let’s start with the simplest and most effective method.

📞 (+1)888 754 6002 **Step 1: Open Avast Dashboard**

Launch Avast from your desktop or system tray.

Step 2: Go to Subscription Settings

- Click **Menu (top-right corner)**
 - Select **My Subscriptions**
-

Step 3: Activate Your Product

Choose one 📞 (+1)888 754 6002 of the following:

✓ Option A: Enter Activation Code

- Click **Enter Activation Code**
- Paste your license key
- Click **Activate**

✓ Option B: Sign In to Avast Account

- Click **Sign In**
 - Use 📞 (+1)888 754 6002 your registered email
 - Avast will sync your subscription automatically
-

Step 4: Restart Avast

After activation:

- Restart the app or your system
- Confirm status shows **“You’re Protected”**

What If Avast Still Shows Not 📞(+1)888 754 6002 Activated? (Advanced Fixes)

Sometimes activation doesn't go smoothly. Here's how to handle deeper issues.

Fix 1: Check Subscription Status

- Log into your Avast account online
- Verify:
 - Subscription is active
 - Device 📞(+1)888 754 6002 limit not exceeded

Insight: Many users forget that licenses have device limits.

Fix 2: Update Avast to Latest Version

Outdated versions often fail to activate properly.

- Go to **Menu** → **Settings** → **Update**
- * 📞(+1)888 754 6002 Update both:

- Program
 - Virus definitions
-

Fix 3: Repair Avast Installation

- Open **Control Panel** → **Programs**
- Select Avast

- Click **Repair**

This fixes corrupted files without uninstalling.

Fix 4: Reinstall Avast (Clean 📞(+1)888 754 6002 Install)

If nothing works:

1. Uninstall Avast
2. Restart your PC
3. Download latest version from official site
4. Reinstall and activate

This resets all components.

Fix 5: Check Internet & Firewall Settings

Activation requires communication with Avast 📞(+1)888 754 6002 servers.

- Disable VPN temporarily
 - Ensure firewall isn't blocking Avast
 - Use a stable internet connection
-

Real-World Scenario: Why Activation Fails Unexpectedly

A user renews Avast subscription but continues using the same installation.

Problem:

- Old 📞(+1)888 754 6002 installation doesn't sync with new license
- Avast shows "Not Activated"

Solution:

- Sign in to Avast account again
- Restart application

Result:

- Subscription syncs instantly

Lesson: Activation is tied to both your license and your account 📞(+1)888 754 6002 session.

Common Avast Activation Errors and Quick Fixes

✗ “Invalid Activation Code”

Fix:

- Recheck spelling
 - Ensure correct product version
 - Verify purchase source
-

✗ “Subscription Expired”

Fix:

- Renew subscription
 - Enter new activation code
-

✗ 📞(+1)888 754 6002 “Activation Failed – Try Again Later”

Fix:

- Check internet
 - Disable VPN
 - Restart Avast services
-

“License Already in Use”


Fix:

- Remove unused devices from account
 - Upgrade plan if needed
-

Hidden Reasons Avast May (+1)888 754 6002 Not Activate (Expert Insights)

Beyond common issues, there are subtle causes:

- System date/time incorrect
- Conflicts with other security software
- Corrupted Windows registry entries
- Partial installation updates

These are rare—but important to consider if  (+1)888 754 6002 standard fixes fail.

Pro Tips to Prevent Activation Issues in the Future

1. Always Link Avast to Your Account

This ensures automatic subscription sync.

2. Enable Auto-Renewal

Avoid unexpected expiration.

3. Keep Avast 📞(+1)888 754 6002 Updated

Updates fix bugs that can affect activation.

4. Avoid Multiple Antivirus Programs

They can interfere with licensing systems.

5. Monitor Subscription Expiry Dates

Set reminders to renew on time.

Free vs Paid Avast: 📞(+1)888 754 6002 Why Activation Matters

Feature	Free Version	Paid Version
Basic Protection	✓	✓
Ransomware Protection	✗	✓
📞(+1)888 754 6002 Firewall	✗	✓

Advanced Threat Detection	Limited	Full
---------------------------	---------	------

If Avast isn't activated, you may be using a **restricted version without realizing it**.

How Long Does Avast (+1)888 754 6002 Activation Take?

- Entering code: ~1 minute
- Account sync: Instant
- Full activation: 1–2 minutes

If it takes longer, there's likely an issue needing attention.


Expert Perspective: Activation Is a Security Switch, Not a (+1)888 754 6002 Formality

Activation isn't just a licensing step—it's what unlocks Avast's full defense system.

Without it:

- Protection layers remain inactive
- Updates may be limited
- Threat detection weakens

With it:

- Real-time protection runs continuously
 - Advanced features  (+1)888 754 6002 activate
 - Your system stays secure
-

Conclusion: Fixing “Avast Not Activated” Is Simple—If You Follow the Right Path

The “Not Activated” message might seem frustrating, but it’s usually easy to resolve with the 📞(+1)888 754 6002 right steps.

Start with:

- Activation code or account login

Then move to:

- Updates, repairs, or reinstall

Once resolved, your system returns to full protection—quietly and reliably.

In cybersecurity, activation isn’t optional—it’s essential.

FAQ: Avast Antivirus 📞(+1)888 754 6002 Not Activated

1. Why is my Avast antivirus not activated?

Common reasons include expired subscription, invalid code, account issues, or outdated software.

2. How do I activate Avast antivirus?

Go to **Menu** → 📞(+1)888 754 6002 **My Subscriptions** → **Activate**, then enter your code or sign in.

3. Can I use Avast without activation?

Yes, but only the free version with limited features.

4. What should I do (+1)888 754 6002 if my activation code doesn't work?


Double-check the code, verify purchase, and ensure it matches your Avast version.

5. Does reinstalling Avast fix activation issues?

Yes, a clean reinstall often resolves persistent problems.

(+1)888 754 6002 6. Is Avast activation required for full protection?

Yes, activation unlocks all security features and ensures complete protection.

If you want, I can also create a high-converting landing page, schema markup (FAQ +  (+1)888 754 6002 HowTo), or comparison article (Avast vs Bitdefender vs Avira) to boost rankings and engagement further.