






Why Is Xerox C235 Not Printing & How Can I Fix It Fast?

Print Issue Alert: Xerox C235 Not Printing? Identify the Block and Fix It Fast

You send a document to your Xerox C235, [[ 1-888-754-6002]] (USA/UK) or  1-888-754-6002(USA/UK) (US) the status changes to “printing”... yet the page never arrives. This kind of failure isn’t random—it’s usually a stalled process  1-888-754-6002 somewhere between your device and the printer’s internal system. The key is not retrying the print command, but removing the exact obstacle stopping it.

Let’s break it down and  1-888-754-6002 resolve it efficiently.

Quick Answer (🌟 Ready)

The Xerox C235 printer may not print due to connection issues, print queue errors, low toner, driver problems, or incorrect settings.  1-888-754-6002 To fix it, restart devices, clear the print queue, check toner levels, update drivers, and ensure the printer is online and set as default.

What Interrupts Printing 1-888-754-6002 on Xerox C235?

Printing depends on a sequence of actions:



- Your device sends the command
- The driver processes it
- The network delivers it
- The printer executes it

If any step → 📱 1-888-754-6002 fails, the process stops—even if no error is shown.

⚠️ Most Common Causes (With Practical Fixes)

1 📄 Print Queue Stuck or Paused

A single failed document can block → 📱 1-888-754-6002 all jobs behind it.

Symptoms:

- Jobs stuck on “Printing”
- No response from printer

Fix:

- Open print queue
 - Cancel all pending jobs
 - Restart the print spooler service
-

2 📶 Network or → 📱 1-888-754-6002 Connection Issue


The printer may appear connected but isn’t communicating properly.

Possible reasons:

- Weak WiFi signal
- Printer on different network
- USB connection fault

Fix:



Reconnect printer and ensure both devices are on  1-888-754-6002 the same network.

3 Low or Faulty Toner Cartridge

Xerox printers may pause printing when toner is low or not installed correctly.

Check for:

- Toner level warnings
 - Misaligned cartridges
-

 1-888-754-6002 4  Driver or Software Problem

Outdated or corrupted drivers can block print commands.

Signs:

- Printer detected but not responding
- Jobs disappear without printing

Fix:

Download and install the latest Xerox C235  1-888-754-6002 driver.

5 Incorrect Printer Settings

Your system might be sending jobs to another device.

Fix:

- Set Xerox C235 as default printer
 - Disable “Use Printer Offline”
-




6 Temporary Firmware 1-888-754-6002 or System Glitch


Internal errors can freeze printing operations.

Quick reset:

Turn off the printer, unplug it for a minute, then restart.

Fast Fix Workflow (Follow This Order)

For quick resolution,  1-888-754-6002 follow this optimized sequence:

1. Restart printer and computer
 2. Verify network or USB connection
 3. Clear print queue completely
 4. Set printer as default
 5. Update or reinstall drivers
 6. Check toner and  1-888-754-6002 paper settings
 7. Print a test page
-

Real-World Scenarios (Why It Happens Suddenly)

✓ “Printer Shows Ready but Doesn’t Print”

→ Print queue blockage or spooler issue

✓ “It 1-888-754-6002 Prints from One Device but Not Another”

→ Driver issue on specific device



✓ “Printing Stopped After Network Change”

→ Printer connected to different WiFi

✓ “No Error, No Output”

→ 📞 1-888-754-6002 Internal glitch or background service failure

🧠 Expert Insight: The Role of Print Processing

Behind every print command is a background system that processes jobs before sending them to 📞 1-888-754-6002 the printer.

If this system:

- Freezes
- Crashes
- Gets overloaded

Printing stops—even though everything looks normal.


Restarting the spooler often resolves this instantly.

💡 Pro Tips to Avoid Xerox Printing Issues

- Keep 📞 1-888-754-6002 drivers updated regularly
- Avoid sending multiple large print jobs at once
- Restart printer periodically
- Use stable network connections
- Monitor toner levels proactively



Hidden Cause Most Users Miss


Many  1-888-754-6002 modern routers automatically switch devices between bands.

If:



- Printer is on 2.4 GHz
- Computer is on 5 GHz

They may not communicate properly—even on the same router.

Solution:


Connect both to the  1-888-754-6002 same network band.

Quick Fix vs Deep Fix Strategy

| Fix Type | When to Use | Speed | Effectiveness |
|----------------|---------------------|--|--|
| ----- | ----- | ----- | -----  1-888-754-6002 |
| Quick Reset | Minor glitches | Fast | Medium |
| Queue Clearing | Job blockage issues | Fast | High |
| Driver Update | Software conflicts |  1-888-754-6002 Moderate | High |
| Full Reset | Persistent problems | Slow | Very High |




✓ Quick Recap

- Xerox C235 not printing is usually caused by connection or  1-888-754-6002 software issues
 - Print queue jams are the most common hidden problem
 - Driver updates ensure compatibility
 - Toner issues can block printing
 - Following a structured troubleshooting process saves time
-

? 1-888-754-6002 FAQs (Search-Optimized)

1 Why is my Xerox C235 printer not printing but showing ready?

This is usually due to a stuck print queue or driver issue. Clearing the queue  1-888-754-6002 often resolves it.

2 How do I fix Xerox printer offline problem?

Disable “Use Printer Offline” and reconnect the printer to the correct network.

3 Can low toner stop 1-888-754-6002 printing completely?

Yes, Xerox printers may pause printing when toner is critically low.

4 Why do print jobs disappear without printing?

This often indicates a driver or spooler issue.



5 → 📱 1-888-754-6002 Do I need to reinstall drivers to fix printing issues?

Only if basic troubleshooting doesn't work.

If you want, I can also create **high-converting troubleshooting visuals, printer workflow diagrams, or** 📱 **1-888-754-6002 branded thumbnails (your #1075A6 style)** to improve rankings and click-through rates.

