

Why Is Panda Antivirus Not Detecting Viruses & How to Fix It?

If Panda antivirus is not detecting viruses, [[📞(+1)888 754 6002]] (USA/UK) or 📞(+1)888-754-6002(USA/UK) (US) update the virus definitions, run a full system scan, and ensure real-time protection is enabled. If detection still fails, check scan settings, 📞(+1)888 754 6002 disable conflicting antivirus software, and reinstall Panda Security to fix corrupted components. Detection issues are usually caused by outdated definitions, incorrect configuration, or disabled protection layers.

Why Panda Antivirus 📞(+1)888 754 6002 May Fail to Detect Viruses

When antivirus software misses threats, it's not always because the malware is advanced—it's often due to gaps in configuration or updates.

Panda Security uses a **cloud-based 📞(+1)888 754 6002 detection system**, which means it depends heavily on:

- Up-to-date virus definitions
- Active internet connection
- Properly enabled protection layers

If any of these fail, detection accuracy drops.

Common Reasons for Detection 📞(+1)888 754 6002 Failure:

- Outdated virus database
- Real-time protection turned off
- Incomplete or quick scans only
- Conflicts with other antivirus programs
- Corrupted installation files

- Malware actively blocking detection

Key Insight: Antivirus doesn't fail 📞 (+1)888 754 6002 randomly—it fails when its detection chain is broken.

Quick Fix Checklist (Start Here First)

Before diving deeper, try this:

- ✓ Update Panda antivirus
- ✓ Enable real-time protection
- ✓ Run a 📞 (+1)888 754 6002 full system scan
- ✓ Restart your system

This resolves a large number of detection issues immediately.

Step-by-Step: How to Fix Panda Antivirus Not Detecting Viruses

1. Update Virus Definitions (Most 📞 (+1)888 754 6002 Important Step)

- Open Panda antivirus
- Click **Update**
- Install latest virus definitions

Outdated definitions = outdated protection.

2. Enable Real-Time Protection

- Go to **Settings** → **Protection**

- Ensure all protection layers are 📞(+1)888 754 6002 ON

Without real-time protection, threats can run undetected.

3. Run a Full System Scan

Quick scans miss hidden threats.

- Select **Full Scan**
 - Allow scan to complete without interruption
-

4. Check Scan 📞(+1)888 754 6002 Settings

Make sure Panda scans:

- All file types
- Compressed files
- System folders

Misconfigured settings reduce detection coverage.

5. Remove Conflicting Antivirus Software

Multiple antivirus programs can interfere with each other.

- Uninstall other 📞(+1)888 754 6002 security tools
 - Restart your system
-

6. Reinstall Panda Antivirus

If detection still fails:

1. Uninstall Panda
2. Restart your device
3. Download latest version
4. Reinstall and update

This fixes corrupted components.

7. Scan in 📞(+1)888 754 6002 Safe Mode (Advanced Method)

Some malware hides during normal operation.

- Boot into Safe Mode
 - Run full scan
-

What Happens During Virus Detection (Behind the Scenes)

Panda antivirus doesn't just scan files—it 📞(+1)888 754 6002 analyzes behavior.

It uses:

- **Signature-based detection** (known threats)
- **Heuristic analysis** (suspicious behavior)
- **Cloud intelligence** (real-time updates)

If any of these layers fail, detection weakens.

Real-World Scenario: Why Antivirus Misses Threats

A user 📞(+1)888 754 6002 downloads a suspicious file.

Problem:

- Antivirus doesn't detect it immediately
- File appears harmless

Cause:

- Virus definitions outdated
- Real-time protection disabled

After updating and scanning:

- Malware is detected and removed

Lesson: Timing and configuration 📞(+1)888 754 6002 matter more than software choice.

Common Panda Detection Problems (And Fixes)

✘ Virus Not Detected During Scan

Fix:

- Update definitions
 - Run full scan
-

✘ Real-Time Protection Disabled

Fix:

- Enable in settings
- * 📞(+1)888 754 6002 Restart application
-

✗ FALSE Sense of Security (No Alerts)

Fix:

- Check update status
 - Verify protection layers
-

✗ Malware Blocking Antivirus

Fix:

- Use Safe Mode
 - Run deep scan
-

Advanced Troubleshooting (For Persistent 📞 (+1)888 754 6002 Issues)

1. Check Internet Connection

Cloud-based detection requires stable connectivity.

2. Reset Panda Settings

Restore default configuration.

3. Use Additional Malware Removal Tools

For stubborn infections.

4. Check System Performance

Slow systems may 📞 (+1)888 754 6002 delay detection.

Expert Tips to Improve Detection Accuracy

1. Enable Automatic Updates

Keeps protection current.

2. Schedule Regular Full Scans

Weekly scans are recommended.

3. Avoid Downloading from Untrusted Sources

Prevention is 📞 (+1)888 754 6002 better than detection.



4. Monitor Security Reports

Check for missed threats or suspicious activity.

5. Keep Operating System Updated

Improves compatibility and detection.

Panda Antivirus vs Other Detection Systems


Feature	 (+1)888 754 6002 Panda Antivirus	Traditional Antivirus
Detection Method	Cloud-based	Local database
Update Frequency	Continuous	Periodic
Accuracy	 (+1)888 754 6002 High (with internet)	Moderate

Insight: Panda performs best when connected to the internet.

How Often Should Panda Detect Threats?

Detection depends on:

- Update frequency
- Real-time protection status
- Scan type

For  (+1)888 754 6002 best results:

- Keep updates automatic
 - Run weekly full scans
-

Hidden Insight: Why Antivirus Sometimes “Misses” Viruses

Not all threats are immediately recognizable.

Reasons include:

- New (zero-day) malware
- Obfuscated files
- Delayed behavior 📞 (+1)888 754 6002 execution

This is why layered protection matters.

Conclusion: Fixing Detection Issues Restores Your First Line of Defense

When Panda antivirus stops detecting threats, your system becomes vulnerable—but the fix is usually 📞 (+1)888 754 6002 straightforward.

Focus on:

- Updating definitions
- Enabling protection layers
- Running full scans

Once corrected, Panda returns to providing reliable, cloud-powered security.

FAQ: Panda Antivirus Not Detecting Viruses

1. Why is Panda antivirus 📞(+1)888 754 6002 not detecting viruses?

Common reasons include outdated definitions, disabled protection, or incorrect scan settings.

2. How do I fix Panda antivirus detection issues?

Update the software, enable real-time protection, and run 📞(+1)888 754 6002 a full scan.

3. Can Panda miss new viruses?

Yes, especially if definitions are outdated or the threat is new.

4. Should I reinstall Panda if it's not detecting viruses?

Yes, 📞(+1)888 754 6002 reinstalling can fix corrupted components.

5. Does internet connection affect Panda detection?

Yes, Panda relies on cloud-based detection.

6. Is Panda antivirus reliable for virus detection?

Yes, when properly configured and 📞(+1)888 754 6002 updated.

If you want, I can also create a technical deep-dive, schema markup (HowTo + FAQ), or a comparison article (Panda vs other antivirus tools) to boost rankings further.