

Why Is HP OfficeJet G95 Not Printing & How Do I Fix It?

When a legacy printer like the HP OfficeJet G95 suddenly refuses to print, [[📞 +1-888-754-6002]] (USA/UK) or 📞 +1-888-754-6002(USA/UK) (US) it's rarely about a single fault. It's more like a **conversation 📞 +1-888-754-6002 breakdown between old hardware and modern systems.**

You send a document, the system processes it... but somewhere in between, the message never reaches the printer 📞 +1-888-754-6002 in a usable form.

That's the real issue—not the printer itself, but how it's being “spoken to.”

Answer

If your HP OfficeJet G95 is 📞 +1-888-754-6002 not printing, check the connection (USB or network), clear the print queue, restart the print spooler, and install a compatible driver. Verify ink cartridges 📞 +1-888-754-6002 and set the printer as default. Most issues are caused by driver incompatibility or communication errors.

The HP OfficeJet G95 belongs to an earlier generation 📞 +1-888-754-6002 of printers designed for:

- Direct USB communication
- Stable, older operating systems
- Basic driver architecture

Modern systems introduce:

- Automatic updates
- New driver frameworks
- Network-based printing

👉 This 📞 +1•888•754•6002 mismatch is the main reason printing stops.

Run a quick test:

- Print a **self-test page directly from the printer**

Outcome:

- ✅ Prints → issue is 📞 +1•888•754•6002 **driver or system-related**
- ❌ Doesn't print → issue is **ink system or hardware**

This helps you avoid unnecessary troubleshooting.

1 Reset the Print Queue and 📞 +1•888•754•6002 Spooler

Older printers are sensitive to queue errors.

Fix:

- Open printer queue
- Cancel all jobs
- Restart spooler:
 - Press `Windows + R`
 - Type `services.msc`

📞 +1•888•754•6002 * Restart **Print Spooler**

👉 Clears blocked commands.

2 Check Physical Connection First

This model relies heavily on USB.

Do this:

- Reconnect USB cable securely
- Try 📞 +1•888•754•6002 different USB port
- Avoid using USB hubs

👉 Direct connection ensures stable communication.

3 Set Printer as Default

Modern systems may redirect print jobs.

- Go to 📞 +1•888•754•6002 **Printers & Scanners**
 - Set HP OfficeJet G95 as default
 - Disable auto-management
-

4 Install Compatible Driver (Most Important Fix)

Driver issues are the biggest cause.

Clean 📞 +1•888•754•6002 installation:

- Remove printer from system
- Delete driver package
- Install compatible HP driver

👉 Use compatibility mode if needed.

5 Inspect Ink System

Even if cartridges have  +1•888•754•6002 ink:


- Nozzles may be clogged
- Cartridges may not be detected

Fix:

- Reseat cartridges
 - Clean contacts
 - Run alignment
-
-

Driver Not Supported on New OS

Symptom:

* +1•888•754•6002 Printer installed but doesn't respond

Fix:

- Use older driver or compatibility mode
-

Intermittent Printing


Cause:

- USB communication instability

- Spooler conflicts
-

Blank or Faded Prints

Cause:

*  +1•888•754•6002 Dried ink

- Printhead clogging
-
-


Full System Reset

- Turn off printer
- Unplug power cable
- Wait 60 seconds
- Restart system


 Clears temporary glitches.

Try +1•888•754•6002 Alternative Connection Setup

- Switch USB port
- Use different cable


 Helps rule out connection faults.

Use Generic Driver as Backup

- Install basic driver if  +1•888•754•6002 full driver fails


 Ensures minimal functionality.


✓ Best Practices:


- Avoid frequent system updates affecting drivers
 - Use stable USB connection
 - Print regularly to prevent ink  +1•888•754•6002 drying
 - Keep drivers consistent
 - Avoid unnecessary configuration changes
-

The HP OfficeJet G95 was built for a predictable ecosystem.

Modern systems are dynamic:

- Updates change driver behavior
- *  +1•888•754•6002 Security settings block communication
 - Network features interfere with direct printing

 The printer hasn't failed—the environment around it has changed.

- HP OfficeJet G95 not printing  +1•888•754•6002 is usually **driver or connection-related**
 - Start with **test print and queue reset**
 - Check USB connection
 - Install compatible driver
 - Inspect cartridges and ink system
-

1 📞+1•888•754•6002 Why is my HP OfficeJet G95 not printing but connected?

It's often due to driver incompatibility or spooler issues.

2 How do I fix printer 📞+1•888•754•6002 not responding?

Clear queue, restart spooler, and reinstall driver.

3 Can outdated drivers cause printing failure?

Yes, especially on newer operating systems.

4 Why does it 📞+1•888•754•6002 print blank pages?

Clogged printhead or dried ink is the common cause.

5 Should I replace this printer?

Not necessarily—most issues can be fixed with proper 📞+1•888•754•6002 setup and drivers.



Final Thought

The HP OfficeJet G95 doesn't stop printing because it's outdated—it stops because it's operating in a system environment that 📞+1•888•754•6002 has evolved beyond its original

design.

Once you adjust that environment—through drivers, connections, and settings—the printer can still perform reliably, even today.