




# Why Is HP Smart Tank 7602 Not Printing & How Do I Fix It?

---



## Urgent Fix Update: HP Smart Tank 7602 Not Printing? Here's What's Blocking It

You press print, [[  (+1)888 754 6002 ]] (USA/UK) or  (+1)888-754-6002(USA/UK) (US) the HP Smart Tank 7602 processes the command... and then nothing happens. No loud errors, no obvious warning—just silence. This kind of issue  (+1)888 754 6002 is rarely random. It usually means something small but critical—like ink flow, connectivity, or software communication—has quietly interrupted the printing process.

Let's uncover the real cause and  (+1)888 754 6002 fix it fast.

---

### Quick Answer (🌟 Ready)

The HP Smart Tank 7602 may not print due to connectivity issues, ink flow problems, clogged print heads, driver  (+1)888 754 6002 conflicts, or print queue errors. Fix it by restarting devices, checking WiFi connection, cleaning print heads, updating drivers, clearing the print queue, and ensuring the printer  (+1)888 754 6002 is set as default and online.

---

### Why HP Smart Tank 7602 Stops Printing

This model uses a **continuous ink tank system**, which behaves differently from cartridge-based  (+1)888 754 6002 printers. Printing depends on:



- Stable network communication
- Proper driver interaction
- Consistent ink flow through tubes

If any of these fail, printing stops—even without clear alerts.

---

## ! Main 📞(+1)888 754 6002 Causes (Explained Clearly)

### 1 📶 Network or Connectivity Disruption

Even if your printer shows connected, it might not be communicating with your device.

#### **Common triggers:**

- Router reset
- Device 📞(+1)888 754 6002 connected to different WiFi band
- Weak signal

#### **Fix:**

Reconnect both printer and device to the same network.

---

### 2 💧 Ink Flow or Air Blockage (Smart Tank Specific)

Unlike cartridges, 📞(+1)888 754 6002 Smart Tank printers rely on smooth ink movement.

#### **Hidden issues:**

- Air bubbles in ink tubes
- Incomplete ink priming
- Low ink pressure

#### **Fix:**

- Run print head cleaning



- Perform ink 📞(+1)888 754 6002 priming (if available)
- 

### 3 📄 Stuck Print Queue

A single failed job can stop all printing.

#### **Symptoms:**

- Jobs stuck in queue
- Printer idle

#### **Fix:**

- Cancel all print jobs
  - Restart 📞(+1)888 754 6002 print spooler
- 

### 4 🧠 Driver or Software Conflict

After system updates, drivers may become incompatible.

#### **Signs:**

- Printer detected but not printing
- Jobs disappear

#### **Fix:**

Reinstall the latest HP Smart Tank 📞(+1)888 754 6002 7602 driver.

---

### 5 ⚙️ Incorrect Printer Settings

Your system may be sending print jobs to the wrong device.

#### **Fix:**



- Set printer as default
  - Disable offline mode
- 

## 6 (+1)888 754 6002 Temporary System or Firmware Glitch


Minor internal errors can interrupt printing.

### **Quick fix:**

Restart printer and unplug for 1 minute.

---

## Fast Troubleshooting Flow (Best Order)

Follow this sequence for  (+1)888 754 6002 quick recovery:

1. Restart printer and computer
  2. Check WiFi or USB connection
  3. Clear print queue
  4. Set printer as default
  5. Update/reinstall drivers
  6. Clean print heads
  7. Print test page
- 

##  (+1)888 754 6002  Real-Life Scenarios

### ✓ “Printer Has Ink but Prints Nothing”

→ Ink flow blocked or air in tubes

---



✓ “Printer Connected but Not Printing”

→ Driver or network 📞 (+1)888 754 6002 issue

---

✓ “Printing Suddenly Stopped”

→ Router or system update caused conflict

---

✓ “Blank Pages Coming Out”

→ Clogged print heads

---

🧠 Expert Insight: Smart Tank Printers Need 📞 (+1)888 754 6002  
Active Ink Flow

Unlike traditional printers, Smart Tank models require:

- Regular usage
- Consistent ink movement
- Proper pressure balance

If left unused:

- Ink may settle
  - Flow may stop
  - Printing 📞 (+1)888 754 6002 fails
- 



## Pro Tips to Prevent Future Issues

- Print at least once a week
  - Keep ink tanks above minimum level
  - Use genuine HP ink
  - Maintain stable 📶(+1)888 754 6002 WiFi connection
  - Update drivers regularly
- 

## Hidden Cause Most Users Miss

Smart Tank printers may pause printing if sensors detect irregular ink pressure—even without displaying an error.

Running 📶(+1)888 754 6002 a cleaning cycle often resolves this instantly.

---

## Quick Fix vs Deep Fix

Fix Type	When to Use	Speed	Effectiveness
-----	📶(+1)888 754 6002 -----	-----	-----
Quick Restart	Minor glitches	Fast	Medium
Queue Clearing	Job blockage	Fast	High
📶(+1)888 754 6002 Head Cleaning	Ink flow issues	Moderate	High
Driver Update	Software conflicts	Moderate	High

---



## ✓ Quick Recap

- HP Smart 📞(+1)888 754 6002 Tank 7602 not printing is usually due to network, ink flow, or driver issues
  - Ink system problems are more common in tank printers
  - Print queue blockages 📞(+1)888 754 6002 can silently stop printing
  - Regular maintenance prevents most issues
  - Following a structured fix sequence saves time
- 

## ? FAQs (Search-Optimized)

1 Why is my HP Smart Tank 📞(+1)888 754 6002 7602 not printing even with full ink?

This is usually due to ink flow issues or clogged print heads. Running a cleaning cycle often fixes it.

---

2 📞(+1)888 754 6002 How do I fix HP Smart Tank printer not printing?

Restart the printer, check connection, clean print heads, update drivers, and clear the print queue.

---

3 Why 📞(+1)888 754 6002 does my printer print blank pages?

This is typically caused by clogged nozzles or air in the ink system.

---



4 How often should I clean Smart Tank 📞(+1)888 754 6002 print heads?

Only when print quality drops or printing stops.

---

5 Can driver issues stop printing completely?

Yes, outdated or incompatible drivers can block communication between your system 📞(+1)888 754 6002 and printer.

---

If you want, I can also create **troubleshooting infographics, ink flow diagrams, or branded thumbnails (your #1075A6 style)** to improve CTR and ranking performance.

