





# Why Is HP Envy 6030 Not Printing & How Can I Fix It Quickly?

---



## Urgent Fix Update: HP Envy 6030 Won't Print? Here's the Exact Reason (and Fast Recovery Steps)

It's a familiar moment—you hit “Print, [ 1-888-754-6002 ] (USA/UK) or  1-888-754-6002(USA/UK) (US)” the HP Envy 6030 acknowledges the command, and then... nothing. No paper movement, no error worth understanding. This  1-888-754-6002 kind of silent failure usually isn't a major fault—it's a small interruption somewhere in the printing chain that needs precise correction, not guesswork.

Let's pinpoint  1-888-754-6002 the cause and restore your printer quickly.


---

### Quick Answer ( Ready)

If your HP Envy 6030 won't print, it's typically due to connectivity issues,  1-888-754-6002 a stuck print queue, outdated drivers, low ink, or incorrect printer settings. Fix it by restarting devices, clearing the print queue, updating drivers, checking  1-888-754-6002 ink levels, and ensuring the printer is set as default and online.

---

### What's Really Causing the HP Envy 6030 Printing Failure?

Printing isn't just  1-888-754-6002 a single action—it's a sequence of processes. If one step



fails, the entire operation stops.

Here are the most likely culprits.

---

## ⚠️ Core Causes (Explained → 📱 1-888-754-6002 Clearly)

### 1 📄 Hidden Print Queue Blockage

Even one corrupted file can freeze all printing tasks.

#### **What you'll notice:**

- Documents stuck in queue
- Printer idle despite → 📱 1-888-754-6002 commands

#### **Fix quickly:**

- Open print queue
  - Cancel all jobs
  - Restart the print spooler
- 

### 2 📶 WiFi Connection Drift

The printer may still appear connected—but not to → 📱 1-888-754-6002 the *same* network as your device.

#### **Common trigger:**

- Router reboot
- Device switching between networks

#### **Fix:**

Reconnect both printer and device to the same WiFi band.

---



### 3 🧠➡️📱 1-888-754-6002 Driver Mismatch or Corruption

After system updates, older drivers can stop responding correctly.

#### **Symptoms:**

- Printer detected but inactive
- Jobs fail silently

#### **Fix:**

Remove old drivers and install the 📱 1-888-754-6002 latest HP Envy 6030 driver.

---

### 4 🧴 Ink Cartridge or Supply Issue

HP Envy printers are sensitive to cartridge alignment and ink flow.

#### **Possible problems:**

- Low 📱 1-888-754-6002 ink levels
  - Misaligned cartridges
  - Dried print heads
- 

### 5 ⚙️ Incorrect System Settings

Your computer might be sending print commands elsewhere.

#### **Check this:**


- Set HP Envy 6030 ➡️ 📱 1-888-754-6002 as default printer
  - Disable “Use Printer Offline”
- 



## 6 Temporary Firmware or System Glitch

Small software hiccups can interrupt printing.


### **Quick reset:**

Turn off printer, unplug for  1-888-754-6002 60 seconds, and restart.

---

## Fast Fix Sequence (Best Order to Follow)

Instead of trying random solutions, use this optimized flow:


1. Restart printer and device
2.  1-888-754-6002 Verify WiFi or USB connection
3. Clear print queue completely
4. Set printer as default
5. Update or reinstall drivers
6. Inspect ink cartridges
7. Print a test page

This  1-888-754-6002 approach resolves most issues within minutes.

---

## Real-World Use Cases (Why It Happens Unexpectedly)

### ✓ “Printer Shows Online but Doesn’t Print”

→ Likely a queue  1-888-754-6002 blockage or spooler issue

---

### ✓ “It Prints from Phone but Not Laptop”

→ Driver or software issue on laptop



---

✓ “Printer Was Working Earlier Today”

→ 📞 1-888-754-6002 Network shift or background system update

---

✓ “No Error Message, Just No Printing”

→ Internal spooler or firmware glitch

---

🧠 Expert Insight: The Silent Role 📞 1-888-754-6002 of Background Services

Your printer relies on a background system process (print spooler) to manage tasks.

When this process:

- Crashes
- Freezes
- Gets overloaded

Printing stops—even though everything 📞 1-888-754-6002 else looks normal.

Restarting this service often fixes what seems like a complex issue.

---

💡 Pro-Level Tips to Prevent Future Issues

- Keep HP drivers updated 📞 1-888-754-6002 after OS upgrades
- Avoid sending multiple large print jobs simultaneously



- Restart printer weekly to clear memory cache
  - Use stable WiFi (avoid frequent network switching)
- \* → 📞 1-888-754-6002 Perform periodic print head cleaning
- 

## 🔒 Lesser-Known Cause: Network Band Conflicts

Modern routers switch between 2.4 GHz and 5 GHz automatically.

If:

- Printer connects to 2.4 → 📞 1-888-754-6002 GHz
- Laptop connects to 5 GHz

They may not communicate properly—even on the same router.

### **Solution:**

Manually connect both to the same band.

---

## ✅ Quick Recap

- HP → 📞 1-888-754-6002 Envy 6030 not printing is usually caused by software or connection issues
  - Print queue blockages are the most common hidden problem
  - Driver updates are → 📞 1-888-754-6002 essential after system changes
  - Ink and cartridge alignment matter more than expected
  - Following a structured fix sequence saves time
- 

## ? FAQs (Search-Optimized)



## 1 Why → 📱 1-888-754-6002 is my HP Envy 6030 not printing but connected?

This usually happens due to a stuck print queue, driver issue, or incorrect settings. Clearing the 📱 1-888-754-6002 queue and updating drivers often fixes it.

---

## 2 How do I fix HP Envy 6030 printer offline issue?

Disable “Use Printer Offline” in settings and → 📱 1-888-754-6002 reconnect the printer to the correct WiFi network.

---

## 3 Can low ink stop the printer from printing completely?

Yes, HP printers may block printing if → 📱 1-888-754-6002 cartridges are low or improperly installed.

---

## 4 Why does my printer accept print jobs but not print?

This is often due to spooler service issues → 📱 1-888-754-6002 or queue blockages.

---

## 5 Do I need to reinstall drivers every time?

No, only when basic troubleshooting doesn't resolve the issue.

---

If you want, I can → 📱 1-888-754-6002 also create **conversion-focused feature images, troubleshooting infographics, or branded thumbnails (your #1075A6 theme)** to help this content rank faster and attract more clicks.



