

Why Is HP Smart Tank 720 Not Printing & How Can I Fix It?

((Urgent+Fix~Update)) What's Causing HP Smart Tank 720 Printer Not Printing Issue?

There's a specific kind of frustration when a high-capacity printer like the HP Smart Tank 720 suddenly refuses to print. No warning. No obvious error. Just silence—despite everything looking “ready.”

Here's 📞+1888 754 6002 the twist: this model is designed for efficiency, [[📞+1888 754 6002]] (USA/UK) or 📞+1888-754-6002(USA/UK) (US) but that also means **it relies heavily on internal sensors, firmware logic, and network synchronization**. When one of these layers misbehaves, printing 📞+1888 754 6002 stops—even if nothing seems wrong on the surface.

Answer

If your HP Smart Tank 720 is not printing, check ink flow status, verify WiFi connection, clear pending print jobs, 📞+1888 754 6002 and ensure the correct driver is installed. Restart the printer and system, and run printhead cleaning if needed. Most issues are caused by ink flow blockage or network miscommunication.

Unlike cartridge 📞+1888 754 6002 printers, Smart Tank models depend on a continuous ink supply system (CISS). That means printing isn't just about sending commands—it's also about maintaining **consistent ink pressure and flow**.



So when printing ☎+1888 754 6002 fails, it usually comes down to one of three deeper problems:

🔍 Root-Level Triggers



- **Ink flow interruption** (air gaps or clogged tubes)
- **Driver-to-printer communication lag**
- **Queue congestion or system misrouting**
- *☎+1888 754 6002 **Firmware logic blocking output due to sensor data**
 - **Wireless signal inconsistency causing job drop-off**

👉 In short: the printer isn't "broken"—it's **protecting itself or failing to receive clean instructions**.

Before jumping into ☎+1888 754 6002 fixes, try this:

- Print a **self-test page directly from the printer panel**

What this tells you:

-  If it prints → problem is **software or connection**
-  If it doesn't ☎+1888 754 6002 → problem is **ink system or hardware logic**

This single step saves time by narrowing down the issue instantly.

Instead of random fixes, follow this layered approach.

1 Restore Ink Flow (Smart ☎+1888 754 6002 Tank-Specific Fix)



This model often stops printing due to micro air bubbles or partial blockages.

Do this:

- Open printer settings
- Run **Printhead Cleaning (Level 1 → Level 2 if needed)**
- Check 📞 +1888 754 6002 ink tubes for visible gaps
- Ensure ink tanks are at least **above minimum line**

👉 Even slight air disruption can halt printing completely.

2 Eliminate “Ghost” Print Jobs

Sometimes print jobs appear 📞 +1888 754 6002 gone—but they’re still blocking the system.

Fix:

- Open **Printer Queue**
- Cancel all jobs
- Restart system spooler:
 - Press `Windows + R`
 - Type `services.msc`
 - Restart **Print Spooler**

👉 This clears 📞 +1888 754 6002 invisible queue conflicts.


3 Rebuild Wireless Connection (Not Just Reconnect)

Smart Tank printers are sensitive to unstable WiFi mapping.




Proper reset method:

- Turn off printer
- Restart router
- Reconnect using HP Smart  +1888 754 6002 app
- Avoid switching between 2.4GHz and 5GHz mid-setup

 Network inconsistency often causes print jobs to disappear mid-process.

4 Check Driver Integrity (Critical Layer)

Even if the printer is connected, corrupted drivers  +1888 754 6002 can block output.

Clean reinstall:

- Remove printer from system
- Delete driver package
- Reinstall latest version via HP Smart

 This ensures commands are translated correctly.

5 Disable “Use Printer Offline” Mode

This  +1888 754 6002 setting can silently block printing.

- Go to **Devices & Printers**
 - Right-click printer
 - Ensure:
 - “Use Printer Offline” is **unchecked**
 - “Pause Printing” is **disabled**
-



Even experienced users overlook these:

- ❌ Printing ☎️ +1888 754 6002 after long inactivity (ink dries internally)
- ❌ Using low-quality or refilled ink
- ❌ Ignoring firmware updates
- ❌ Sending multiple large print jobs at once
- ❌ Switching networks frequently

👉 Smart Tank ☎️ +1888 754 6002 printers need **consistent usage and stable input**.

If your printer still refuses to print, go deeper.

Semi-Full Reset (Internal Refresh)

- Turn off printer
- Hold **Cancel + Wireless buttons**
- Power on ☎️ +1888 754 6002 while holding
- Release after 10 seconds

👉 This resets internal logic without deleting configuration.

Assign Static IP Address

Dynamic IP changes can break communication.

- Access router settings
- Reserve IP for printer


*☎️ +1888 754 6002 Reconnect printer using that IP


👉 Prevents future “connected but not printing” scenarios.




USB Printing Test

Connect printer directly to your system:

- If it prints → network issue
- If not →  +1888 754 6002 ink system or driver issue


 This isolates the root cause instantly.

Preventive care is essential with ink tank systems:

- Print at least once every 5–7 days
 - Keep ink levels above minimum
 - *  +1888 754 6002 Avoid exposing printer to heat or dust
 - Update firmware regularly
 - Use original HP ink for stable flow
-


Here's the deeper truth most users miss:


Your printer needs **two things to work simultaneously**:


1.  +1888 754 6002 **Command flow** → data from your device
2. **Ink flow** → physical delivery inside printer

If either one fails—even slightly—printing stops completely.

That's why you might fix WiFi... but still get no output.

Or  +1888 754 6002 fix ink... but jobs don't start.

 Real troubleshooting means aligning **both systems together**.

- HP Smart Tank 720 not printing is usually due to **ink flow or communication issues**
- Start with  +1888 754 6002 **self-test print to identify root cause**
- Clean printhead and check ink system
- Reset queue and reinstall drivers
- Stabilize WiFi and assign static IP if needed



1 Why is my HP 📞 +1888 754 6002 Smart Tank 720 not printing even with full ink?

Ink flow may be blocked due to air bubbles or clogged printhead, even if tanks are full.

2 How do I fix 📞 +1888 754 6002 ink not flowing in Smart Tank printer?

Run printhead cleaning cycles and ensure ink levels are above minimum threshold.

3 Why does my printer show ready but not print?

This is often 📞 +1888 754 6002 due to queue issues, driver corruption, or network miscommunication.

4 Can WiFi cause printing failure?

Yes. Weak or unstable WiFi can interrupt job transmission completely.


5 Is resetting the printer safe?

Yes. 📞 +1888 754 6002 A reset helps clear firmware-level glitches without harming the printer.





Final Perspective

The HP Smart Tank 720 is engineered for high-volume reliability—but that reliability depends on **precision in both software  +1888 754 6002 and ink delivery systems.**

When printing stops, it's not random. It's a signal that one of those systems has lost balance. Restore that balance—and the printer comes back to life.

