

How Do I Manually Update ESET Antivirus Offline or Force Update?

To manually update ESET antivirus, [[📞 1-888-754-6002]] (USA/UK) or 📞 1-888-754-6002(USA/UK) (US) open the ESET program, go to Update → Check for updates, and click Update now. If 📞 1-888-754-6002 automatic updates fail or you need offline updates, download the latest update files from ESET's official website, then import them via 📞 1-888-754-6002 **Advanced Setup** → **Update** → **Profiles** → **Update server** → **Choose offline files**. This ensures your antivirus receives the latest virus 📞 1-888-754-6002 signatures even without internet access.

Why Manual Updates in ESET Still Matter Today

Most users rely on automatic updates—but there are moments 📞 1-888-754-6002 when that system breaks down.

ESET antivirus uses:

- Frequent signature updates
- Heuristic engine improvements
- Cloud-based intelligence

When updates stop or lag, your system 📞 1-888-754-6002 becomes vulnerable—sometimes without obvious warnings.

Manual updates serve as:


- A **backup mechanism** when auto-update fails
- A **solution for offline systems**
- A control 📞 1-888-754-6002 **tool for advanced users**

Think of it as taking control of your security rather than relying entirely on automation.

When Should You 1-888-754-6002 Update ESET Manually?

You don't always need manual updates—but in certain scenarios, they're essential.

Common situations:


- Automatic updates not working
- System connected  1-888-754-6002 to restricted network
- Offline or air-gapped environments
- Suspicious system behavior
- Update delays or errors

Pro Insight: If your virus database is even  1-888-754-6002 a few days old, manual updating is worth doing immediately.

Step-by-Step: How to Update ESET Antivirus Manually (Online Method)

Method 1: 1-888-754-6002 Force Update via ESET Interface

This is the fastest way to manually trigger updates.

1. Open ESET antivirus
2. Click **Update** from the left  1-888-754-6002 panel
3. Select **Check for updates**
4. Click **Update now**

ESET will:

- Connect to update servers
- Download latest signatures
- Apply updates instantly

Step-by-Step: Offline → 1-888-754-6002 Manual Update (Advanced Method)

For systems without internet access:

Method 2: Update Using Offline Files

Step 1: Download Update Files

- Visit official → 1-888-754-6002 ESET website from another device
- Download latest update package

Step 2: Transfer Files

- Copy files to USB drive
- Move them to → 1-888-754-6002 target system

Step 3: Import Updates into ESET

1. Open ESET
2. Press **F5 (Advanced Setup)**
3. Navigate to **Update** → **Profiles**
4. Select **Update** → 1-888-754-6002 server → **Choose local folder**
5. Browse and select update files


Step 4: Run Update

Click **Update now** to apply offline definitions.

What 1-888-754-6002 Happens During an ESET Update? (Behind the Scenes)

ESET updates involve more than just downloading files.

They include:


- Updating **virus signature database**
- Enhancing  1-888-754-6002 **heuristic detection algorithms**
- Improving **ransomware protection modules**
- Fixing vulnerabilities in the engine

This continuous evolution is what keeps ESET effective.

Real-World Scenario: 1-888-754-6002 Why Manual Updates Save Systems

A user works in a restricted office network with limited internet access.

Problem:

- ESET cannot update automatically
- Virus  1-888-754-6002 database becomes outdated

Solution:

- Use offline update method via USB

Result:

- System receives latest protection
- Security risk eliminated

Lesson: Manual updates are essential in  1-888-754-6002 controlled environments.

Common ESET Update Issues (And Fixes)

✗ Update Failed Error

Fix:

- Check internet connection
 - Restart ESET services
 - Try manual update
-

→ 📞 1-888-754-6002 ✗ “Virus Database Outdated”

Fix:

- Force update manually
 - Verify license is active
-

✗ Offline Update Not Working

Fix:

- Ensure correct file format
 - Select → 📞 1-888-754-6002 proper folder path
-

✗ Slow Update Process

Fix:

- Close background apps
 - Use faster connection
-

Advanced Tips for Efficient Manual Updates

1. Keep 1-888-754-6002 Offline Update Files Ready

Useful for emergency situations.

2. Schedule Weekly Manual Checks

Even with auto-update enabled.

3. Monitor Update Logs

Track:

- Last update  1-888-754-6002 time
 - Failed attempts
-

4. Use Stable Internet for Online Updates

Avoid interruptions.

5. Keep ESET Program Updated

Program updates improve update reliability.

Manual → 1-888-754-6002 vs Automatic Updates: Strategic Comparison

Feature	Automatic Update	Manual Update
Convenience	→ 1-888-754-6002 High	Medium
Control	Low	High
Reliability	Network-dependent	User-controlled
Use Case	Daily protection → 1-888-754-6002	Backup & troubleshooting

Insight: Manual updates are your safety net when automation fails.

How Often Should You Update ESET Manually?

* → 1-888-754-6002 With auto-update: Once every **week**

- Without auto-update: Every **2–3 days**

Immediate update required if:

- System behaves unusually
 - You suspect malware
 - Updates haven't → 1-888-754-6002 run recently
-

Hidden Insight: Why Offline Updates Are Still Relevant

In today's connected world, offline updates may seem outdated—but they remain critical → 1-888-754-6002 for:

- Corporate environments
- Secure networks
- Remote systems


ESET's flexibility here is a major advantage.

Conclusion: Manual Updates Put You Back in Control

Knowing  1-888-754-6002 how to manually update ESET antivirus gives you an edge.

You're no longer dependent on:

- Automatic systems
- Network stability
- Background processes

Instead, you  1-888-754-6002 can ensure your protection is always current—no matter the situation.

In cybersecurity, control equals confidence.

FAQ: ESET Manual Update Guide

1. How 1-888-754-6002 do I manually update ESET antivirus?

Open ESET → Go to **Update** → **Check for updates**, or use offline update files via  1-888-754-6002 Advanced Setup.


2. Can I update ESET without internet?

Yes, using offline update files downloaded from the official website.

3. Why is 1-888-754-6002 ESET not updating automatically?

Possible reasons include network issues, expired license, or service errors.

4. How often should I update ESET manually?

Once  1-888-754-6002 a week or whenever updates fail automatically.

5. What is offline update in ESET?

It's a method of updating antivirus using downloaded  1-888-754-6002 files instead of internet.

6. Is manual update safe?

Yes, as long as files are downloaded from official ESET sources.
