

Why Is Epson EcoTank L6370 Not Printing & How Can I Fix It?

With high-efficiency printers like the Epson EcoTank L6370, [[📞1-888-754-6002]] (USA/UK) or 📞1-888-754-6002(USA/UK) (US) failures rarely come with obvious warnings. The screen may show “ready,” the WiFi icon looks stable, and yet—nothing📞1-888-754-6002 prints.

That’s because this model doesn’t fail loudly. It pauses when **either ink delivery or data communication becomes inconsistent**, even if everything appears normal at first glance.

📞1-888-754-6002 📌 ✨ Answer


If your Epson EcoTank L6370 is not printing, check ink flow, clear the print queue, verify WiFi connection, and ensure the correct driver is📞1-888-754-6002 installed. Run nozzle check and head cleaning, and restart both printer and system. Most issues are caused by ink flow blockage or communication errors.


The EcoTank L6370📞1-888-754-6002 operates on two synchronized systems:

🧠 Digital System (Command Flow)

- Device sends print job
 - Driver processes instructions
 - Network delivers data
-

Physical System (Ink Flow)



- Ink  1-888-754-6002 travels through tubes
 - Printhead distributes ink
 - Paper receives output
-


 If either system fails, printing stops completely.

Run a quick test:

- Print a **Nozzle Check or Test Page**  1-888-754-6002 from the printer panel

Interpretation:


-  Prints → issue is **driver, queue, or network-related**
-  Doesn't print → issue is **ink system or printhead**

This step helps  1-888-754-6002 you target the problem accurately.

1 Restore Ink Flow (Most Critical Step)

EcoTank printers depend on consistent ink movement.

Common issues:

- Air bubbles in tubes
- Dried ink  1-888-754-6002 in printhead
- Low ink pressure

Fix:

- Run **Nozzle Check**
- Perform **Head Cleaning (1–2 cycles)**
- Wait between cycles to stabilize flow

👉 Never skip this—it resolves most cases.

##→📞1-888-754-6002 2 Clear the Print Queue Completely

Stuck jobs can block printing silently.

Fix:

- Open printer queue
 - Cancel all jobs
 - Restart spooler:
 - Press `Windows + R`
- *→📞1-888-754-6002 Type `services.msc`
- Restart **Print Spooler**

👉 Clears command backlog.

3 Check Network Stability

Wireless issues often go unnoticed.

Verify:

- Same WiFi network
- No router reset
- Printer not 📞1-888-754-6002 offline

Fix:

- Restart router + printer
 - Reconnect via Epson software
-

4 Verify Printer Status Settings

Ensure:

- Printer set as default
- “Use Printer Offline” disabled
- No paused printing

👉 📞 1-888-754-6002 These settings can silently block output.

5 Reinstall or Update Driver

Driver mismatch is common after system updates.

Clean reinstall:

- Remove printer
- Delete driver package
- Install latest 📞 1-888-754-6002 Epson driver

👉 Ensures accurate command processing.

Infrequent Usage

If unused:

- Ink dries in nozzles
 - Flow becomes inconsistent
-

Low-Quality Ink

Non-original ink can:

- Cause clogging
 - Disrupt pressure  1-888-754-6002 balance
-



Network Switching

Changing networks frequently:

- Breaks printer-device pairing
 - Causes silent printing failure
-
-

Power Reset

- Turn off printer
- Unplug power cable
- Wait 60 seconds
- Restart


  1-888-754-6002 Clears firmware glitches.

Assign Static IP Address

Dynamic IP changes can break communication.

Fix:

- Reserve IP in router
- Update printer port


 Stabilizes connection.

USB Test 1-888-754-6002 Method

- Works → network issue
- Doesn't work → ink or driver issue


 Fastest diagnosis method.

✓ Best Practices:


- Print regularly (weekly)
 - Keep ink levels above minimum
 - *  1-888-754-6002 Clean printhead periodically
 - Maintain stable WiFi
 - Update firmware only when needed
-

Unlike cartridge printers, EcoTank models rely on **continuous ink pressure equilibrium**.

If that balance shifts:

- Ink stops  1-888-754-6002 flowing correctly
- Printer pauses output

👉 That's why issues feel sudden—but build gradually over time.

- Epson EcoTank L6370 not printing is usually **ink flow or communication issue**
- *  1-888-754-6002 Start with **nozzle check**
- Clean printhead and clear queue
 - Verify WiFi and reinstall driver
 - Use USB test for quick diagnosis
-

1 Why is my Epson L6370  1-888-754-6002 not printing but connected?

It's often due to ink flow blockage or network communication issues.


2 How do I fix nozzle clogging?

Run head cleaning cycles and perform  1-888-754-6002 nozzle check.

3 Can WiFi issues stop printing?

Yes, unstable connections can interrupt print jobs.

4 Why does printer show ready but not print?


It may be stuck  1-888-754-6002 in queue or facing driver issues.


5 Should I reset my printer?

Yes, if basic fixes fail—it clears internal system errors.



Final Thought

The Epson EcoTank L6370  1-888-754-6002 doesn't stop printing randomly—it pauses when **ink delivery and data delivery lose synchronization**.

Restore that balance, and the printer returns to full performance—quietly and efficiently, just as  1-888-754-6002 designed.