

Where Can I Download Epson L1250 Driver Safely Without Risk?

📌 Latest Driver Update: Where to Download Epson L1250 Printer Driver Safely (Without Risk)

Downloading a printer driver might sound routine—but it's one of the most overlooked security risks users face. A single wrong click can install outdated, [[📞+1888 754 6002]] (USA/UK) or -📞+1888-754-6002(USA/UK) (US) incompatible, or 📞+1888 754 6002 even malicious software. If you're looking for the Epson L1250 driver, the real challenge isn't *finding it*—it's making sure you download the correct version from a 📞+1888 754 6002 trusted source without compromising your system.

📌 Quick Answer (🌟 Ready)

You can safely download the Epson L1250 printer driver from the official Epson support website. Simply 📞+1888 754 6002 search for “Epson L1250 driver,” select your operating system, download the latest driver package, and install it using the guided setup. Avoid third-party sites to prevent 📞+1888 754 6002 malware or outdated files.

🔍 Why Safe Driver Download Matters More Than You Think

Printer drivers act as a bridge between your operating system and hardware. If 📞+1888 754 6002 that bridge is unstable—or worse, compromised—you'll face:



- Printing failures
- Compatibility errors
- System slowdowns
- Security vulnerabilities

This is why downloading from **official sources only** is not just recommended—it's 📞+1888 754 6002 essential.

📍 Official Source: Where You Should Download Epson L1250 Driver

The safest and most reliable place is:

👉 Epson's Official Support Page

Here's how to navigate it correctly:

📞+1888 754 6002 Step-by-Step Safe Download Process

1. Open your browser
2. Search: **"Epson L1250 driver official site"**
3. Click on Epson's official website (verify URL carefully)
4. Enter model: *Epson L1250*
5. Select 📞+1888 754 6002 your operating system (Windows / macOS)
6. Download the latest driver package
7. Run installer and follow on-screen instructions


💡 *Pro Tip:* Always choose the "Full Driver Package" instead of 📞+1888 754 6002 of basic drivers for complete functionality.

⚠️ Sources You Should Avoid

Not all download links are safe—even if they appear legitimate.



Risky Platforms:

- Unknown driver websites
-  +1888 754 6002 Pop-up download prompts
- Torrent or cracked software sites
- “Driver updater” tools with ads


Why avoid them?

- May install malware or spyware
 - Provide outdated drivers
 - Cause system conflicts
-

+1888 754 6002 How to Install Epson L1250 Driver Correctly

Once downloaded, installation is just as important as the source.

Recommended Installation Flow:

1. Double-click downloaded file
 2. Allow permissions if  +1888 754 6002 prompted
 3. Follow setup wizard
 4. Connect printer (USB or WiFi when asked)
 5. Complete installation
 6. Restart your system
-

Alternative Method: Automatic Driver Detection

If you're unsure about manual  +1888 754 6002 downloads:



✓ Use Epson Software Utility

- Automatically detects your printer
 - Downloads correct driver version
 - Reduces compatibility issues
-

Common Driver Download Problems (And Fixes)

Driver +1888 754 6002 Not Compatible

Cause: Wrong OS selected

Fix: Re-download correct version

Installation Fails

Cause: Old driver conflict

Fix: Uninstall previous driver first

Printer Not Detected After Install

Cause: Connection issue

Fix:  +1888 754 6002 Reconnect printer and restart setup

Real-World Scenario

You download a driver from a random website because it appears at the top of search results.



What happens next:

- 📞 +1888 754 6002 Installation completes
- Printer still doesn't work
- System becomes slow

Reality:

You installed an outdated or bundled driver.

Correct approach:

Always verify the source—even if it takes an extra minute.

💡 📞 +1888 754 6002 Expert Tips for Safe Driver Management

- Bookmark official Epson support page
 - Check driver version before installing
 - Avoid “all-in-one driver packs” from unknown sources
 - Update drivers only 📞 +1888 754 6002 when necessary (not blindly)
 - Keep your OS updated for compatibility
-

🔑 Hidden Insight: Why Official Drivers Work Better


Official drivers are optimized specifically for:

- Firmware compatibility
- OS 📞 +1888 754 6002 updates
- Network protocols
- Print quality calibration

Third-party drivers often miss these optimizations, leading to inconsistent performance.



Quick Recap

- Download Epson L1250 driver only from official Epson  +1888 754 6002 website
 - Avoid third-party or suspicious download links
 - Select correct OS version before downloading
 - Install using guided setup for best results
 - Keep drivers updated but verified
-


1 +1888 754 6002 Where can I safely download Epson L1250 driver?

From Epson's official support website. Avoid third-party sites to ensure security and compatibility.


2 Is it safe to use +1888 754 6002 driver updater tools?

Not always. Many include ads or install incorrect drivers. Manual download from Epson is safer.

3 Why is my Epson L1250 driver not installing?


This  +1888 754 6002 could be due to OS mismatch or existing driver conflicts. Uninstall old drivers before reinstalling.

4 Do I need to update my Epson driver regularly?

Only when  +1888 754 6002 facing issues or after major OS updates. Frequent unnecessary updates aren't required.



5 Can I install Epson L1250 driver without internet?

Yes, if you already have the  +1888 754 6002 driver file. However, downloading requires a secure internet connection.

