

# Why Is Epson EcoTank L6460 Not Printing & How Do I Fix It?

---



## Print Issue Update: Epson EcoTank L6460 Not Printing? Decode the Cause and Fix It Smartly

A non-printing Epson EcoTank L6460 rarely signals a major breakdown—it's usually a chain reaction triggered by something small: a paused service, [[ 📞【+1】 888-754-6002 ]] (USA/UK) or 📞【+1】-888-754-6002(USA/UK) (US) a network mismatch, or an ink flow interruption that quietly📞【+1】 888-754-6002 halts output. The challenge isn't pressing "Print" again—it's identifying the exact point where the process stalls and correcting it with precision.

---

### Quick Answer (🌟 Ready)

The Epson EcoTank L6460 may not📞【+1】 888-754-6002 print due to connectivity issues, clogged print heads, driver errors, low ink flow, or print queue problems. To fix it, restart devices, check network connection, clean print heads, update drivers, clear📞【+1】 888-754-6002 the print queue, and ensure correct printer settings are applied.

---

### What Breaks the Printing Process in Epson EcoTank L6460?

Printing involves multiple synchronized steps:

- System sends command



- Driver processes it
- Network 📶【+1】888-754-6002 delivers it
- Printer executes it
- Ink system completes output

If any one step fails—even briefly—the printer appears unresponsive.

---

## ! Primary Causes (With Clear Technical Insight)

### 1 📶 Network Desynchronization

Your printer may still 📶【+1】888-754-6002 be “connected”—but not to the same network as your device.

#### **What causes this:**

- Router reboot
- Automatic band switching (2.4 GHz ↔ 5 GHz)
- Weak signal zones

#### **Fix:**

Reconnect both devices to the same stable 📶【+1】888-754-6002 network and re-add the printer if needed.

---

### 2 🧴 Ink Flow Interruption (EcoTank-Specific Issue)

Unlike cartridge printers, EcoTank models rely on continuous ink flow systems.

#### **Common hidden problems:**

- Air bubbles in tubes
- Incomplete 📶【+1】888-754-6002 ink priming
- Dried nozzles

#### **Solution:**



- Run nozzle check
  - Perform head cleaning cycle
  - If needed, run power cleaning (sparingly)
- 

### 3 Print Queue Bottleneck

A single failed job can block all others behind it.

#### **Indicators:**

- \*📞【+1】888-754-6002 Jobs stuck in queue
  - Printer idle despite commands

#### **Fix:**

- Cancel all print jobs
  - Restart print spooler
  - Retry printing
- 

### 4 Driver or Software Conflict

After system updates, printer drivers can lose compatibility.

#### **Symptoms:**

- Printer📞【+1】888-754-6002 detected but inactive
- Print commands disappear

#### **Fix:**

Download and install the latest Epson L6460 driver from the official source.


---



## 5 Incorrect Printer Configuration

Sometimes the issue is simply a wrong setting.


### Check for:

- Printer  **【+1】 888-754-6002** not set as default
  - “Offline mode” enabled
  - Wrong paper size selected
- 

## 6 Firmware or Internal Glitch

Temporary system errors can interrupt printing unexpectedly.


### Quick fix:

Turn off the printer, unplug for 1 minute,  **【+1】 888-754-6002** then restart.

---

## Smart Troubleshooting Sequence (Optimized for Speed)

Instead of random fixes, follow this structured approach:

1. Restart printer and computer
2. Verify WiFi or USB connection
3. Clear print queue completely
4. Set Epson  **【+1】 888-754-6002 L6460** as default printer
5. Update/reinstall drivers
6. Run nozzle check and head cleaning
7. Print a test page

This method resolves most issues efficiently.

---



## Real-World Scenarios (Why Users Get Stuck)

✓ “Printer Prints 【+1】 888-754-6002 Blank Pages”

→ Ink flow issue or clogged nozzles

---

✓ “Everything Looks Fine, But Nothing Prints”

→ Print queue blockage or spooler failure

---

✓ “Printer Worked Yesterday, Not Today”

→ Network reassignment or driver 【+1】 888-754-6002 update conflict


---

✓ “Only Some Documents Fail to Print”

→ File corruption or unsupported format

---

## Expert Insight: EcoTank Printers Require Different Thinking

Unlike cartridge printers, EcoTank models are highly dependent on **consistent 【+1】 888-754-6002 ink movement.**

If the printer sits unused:

- Ink can settle or dry
- Nozzles may clog




- Output stops—even if tanks are full

This is why regular usage is actually a form of maintenance.


---

## **【+1】 888-754-6002 Pro Tips to Prevent Epson L6460 Printing Issues**

- Print at least once a week to maintain ink flow
  - Use genuine Epson ink for stability
  - Keep firmware updated
  - Avoid turning off printer  **【+1】 888-754-6002** abruptly
  - Maintain stable WiFi connection
- 

## **Hidden Cause Most Users Miss**


Epson printers may pause printing if internal sensors detect irregular ink pressure or flow.

This doesn't always trigger an error message—but it  **【+1】 888-754-6002** silently blocks printing to prevent damage.

Running a cleaning cycle usually resolves this.

---

## **Quick Fix vs Deep Fix Strategy**

Fix Type	When to Use	Speed	Effectiveness
-----  <b>【+1】 888-754-6002</b>	-----	-----	-----
Quick Reset	Minor glitches	Fast	Medium



Cleaning Cycle	Ink-related issues	Moderate	High
Driver Update	Software ☎️【+1】 888-754-6002 conflicts	Moderate	High
Full Reset	Persistent problems	Slow	Very High

---

### ✔️ Quick Recap

- Epson EcoTank L6460 not printing is often due to network, driver, ☎️【+1】 888-754-6002 or ink flow issues
  - Print queue blockages are common and easy to fix
  - Regular maintenance prevents ink system problems
  - Drivers must stay updated for compatibility
  - A structured troubleshooting approach saves time ☎️【+1】 888-754-6002 and effort
- 

### ? FAQs (Search-Optimized)

#### 1 Why is my Epson EcoTank L6460 not printing even with full ink?

This is usually due to clogged print heads or air in the ink lines. ☎️【+1】 888-754-6002 Running a cleaning cycle typically resolves it.

---

#### 2 How do I fix Epson printer printing blank pages?

Perform a nozzle check and clean the print heads to restore proper ink flow.

---



3 📞【+1】 888-754-6002 Why is my Epson printer connected but not printing?

This could be due to print queue issues, driver conflicts, or incorrect network settings.

---

4 How often should I clean my EcoTank printer?

Only 📞【+1】 888-754-6002 when print quality drops or printing stops. Avoid excessive cleaning to conserve ink.

---

5 Can outdated drivers stop printing completely?

Yes, incompatible drivers can block communication between your system and printer.

---

