




# Why Is Canon E3370 Not Printing & How Can I Fix It Fast?



---

## Printing Fix Solved: Canon E3370 Not Printing? Pinpoint the Issue and Get It Working Again

A Canon E3370 that refuses to print can feel unpredictable—especially when it shows “ready” but produces nothing. In reality, [[  +1888 754 6002 ]] (USA/UK) or  +1888-754-6002(USA/UK) (US) the problem is usually a small disruption  +1888 754 6002 in communication, ink flow, or system settings. Once you isolate the exact cause, the fix becomes quick and surprisingly straightforward.

---

### Quick Answer ( Ready)

The Canon  +1888 754 6002 E3370 may not print due to connection issues, clogged print heads, low ink, driver problems, or a stuck print queue. To fix it, restart devices, check  +1888 754 6002 WiFi/USB connection, clean print heads, update drivers, clear print jobs, and ensure the printer is set as default and online.

---

### Why Canon E3370 Stops Printing +1888 754 6002 (Behind the Scenes)

Printing is a chain of coordinated steps:



- Device sends command
- Driver processes it
- Connection transfers it
- Printer executes it
- Ink system completes output

If any 📞 +1888 754 6002 one link breaks, printing stops—even without clear error messages.

---

## ⚠️ Most Common Causes (With Practical Fixes)

### 1 📶 Connection or Network Problem

The printer might appear connected 📞 +1888 754 6002 but isn't communicating properly.

#### **Typical signs:**

- Printer shows online but doesn't print
- Jobs fail or disappear

#### **Fix:**

Reconnect WiFi or switch to USB temporarily.

---

### 2 💧 Clogged Print Head 📞 +1888 754 6002 or Ink Issue

Inkjet printers like Canon E3370 are sensitive to ink flow.

#### **Common problems:**

- Dried ink nozzles
- Low ink levels
- Air bubbles in cartridges

#### **Fix:**

- Run nozzle check



- \*☎️ +1888 754 6002 Perform print head cleaning
    - Replace or refill cartridges
- 

### 3 📄 Print Queue Blockage

A stuck job can prevent all others from printing.

**Fix:**

- Open printer queue
  - Cancel all ☎️ +1888 754 6002 jobs
  - Restart print spooler
- 

### 4 🧠 Driver or Software Conflict

Outdated drivers can block communication.

**Symptoms:**

- Printer detected but inactive
- Errors during printing

**Fix:**

Install the latest Canon E3370 driver.

---

### ###☎️ +1888 754 6002 5 ⚙️ Incorrect Printer Settings

Your system may be sending jobs to another printer.

**Fix:**

- Set Canon E3370 as default
  - Disable “Use Printer Offline”
- 



## 6 Temporary System +1888 754 6002 Glitch

Small firmware or system errors can interrupt printing.


### **Quick fix:**

Restart printer and computer.

---

## Fast Troubleshooting Flow (Step-by-Step)

Follow this optimized sequence:

1. Restart printer and device
  2. Check connection  +1888 754 6002 (WiFi/USB)
  3. Clear print queue
  4. Set printer as default
  5. Update/reinstall drivers
  6. Clean print heads
  7. Print a test page
- 

## Real-Life Scenarios (Why It Happens Suddenly)

✓ “Printer  +1888 754 6002 Prints Blank Pages”

→ Ink flow or clogged nozzle issue

---

✓ “Printer Shows Connected but Doesn’t Print”

→ Driver or queue problem



---

✓ “It Worked Yesterday, Not Today”

→ 📞 +1888 754 6002 Network change or software update

---

✓ “Only Some Files Don’t Print”

→ File corruption or format issue

---

## 🧠 Expert Insight: Inkjet Printers Need Regular Use

Canon E3370 is 📞 +1888 754 6002 an inkjet printer, which means:

- Ink can dry if unused
- Nozzles may clog over time
- Printing may stop even with full cartridges

Regular printing helps maintain proper 📞 +1888 754 6002 ink flow.

---


## 💡 Pro Tips to Prevent Future Issues

- Print at least once a week
  - Use genuine Canon cartridges
  - Keep drivers updated
  - Avoid turning off printer 📞 +1888 754 6002 abruptly
  - Maintain stable WiFi connection
- 





## Hidden Detail Most Users Miss

Canon printers may pause printing if they detect irregular ink flow—even without showing an error.

Running a  +1888 754 6002 cleaning cycle often restores normal operation.



---

## Quick Fix vs Deep Fix Strategy

Fix Type	When to Use	Speed	Effectiveness
-----	 +1888 754 6002 -----	-----	-----
Quick Restart	Minor glitches	Fast	Medium
Queue Clearing	Stuck jobs	Fast	High
 +1888 754 6002 Head Cleaning	Ink-related issues	Moderate	High
Driver Update	Software conflicts	Moderate	High

---


## Quick Recap

- Canon E3370 not  +1888 754 6002 printing is usually due to connection, ink, or driver issues
  - Print queue blockages are common and easy to fix
  - Regular maintenance prevents ink problems
  - Drivers must  +1888 754 6002 match your system version
  - A structured troubleshooting approach saves time
- 




## ? FAQs (Search-Optimized)

### 1 Why is my Canon E3370 not printing but showing ready?

This is usually  +1888 754 6002 due to a stuck print queue or driver issue. Clearing the queue often resolves it.


---

### 2 How do I fix Canon printer printing blank pages?

Run a  +1888 754 6002 nozzle check and clean the print head to restore proper ink flow.

---

### 3 Why is my printer connected but not printing?

This could be due to network  +1888 754 6002 issues, driver conflicts, or incorrect settings.

---

### 4 How often should I clean my Canon printer?


Only when print quality drops or printing stops.

---

### 5 Can outdated drivers +1888 754 6002 stop printing completely?

Yes, incompatible drivers can block communication between your system and printer.

---

If you want, I can also create **high-CTR troubleshooting infographics, visual repair guides, or  +1888 754 6002 branded thumbnails (your #1075A6 style)** to boost rankings and



engagement.

