

Why Is Canon imageCLASS MF665Cdw Not Printing & How to Fix It?



Fix Alert Update: Canon imageCLASS MF665Cdw Not Printing? Here's the Exact Cause and Smart Fix

A high-performance printer like the Canon imageCLASS MF665Cdw doesn't usually fail without reason. When it stops printing, [[📞 [+1]888-754-6002]] (USA/UK) or 📞 [+1] 888-754-6002(USA/UK) (US) it's often not a hardware issue—but a hidden disruption in communication, settings, or internal processing. 📞 [+1]888-754-6002 The challenge is identifying that exact break point quickly instead of trying random fixes.

Let's pinpoint the cause and resolve it efficiently.

Quick Answer (🌟 Ready)


The Canon imageCLASS MF665Cdw may not print 📞 [+1]888-754-6002 due to network issues, print queue errors, driver conflicts, low toner, or incorrect settings. Fix it by restarting devices, clearing the print queue, updating drivers, checking toner levels, and ensuring the printer 📞 [+1] 888-754-6002 is online and set as default.



What Actually Stops the Canon MF665Cdw from Printing

Printing involves a sequence:

- Device sends command
- Driver processes it
- Network transfers it
- Printer executes it


If any step  [+1]888-754-6002 fails—even briefly—the printer won't print.

Key Causes (With Clear Fixes)

1 Network Communication Failure

The printer may appear connected but isn't communicating properly.

Common triggers:

- IP address change
- Router reset
- Network band  [+1]888-754-6002 mismatch

Fix:

- Reconnect printer to WiFi
 - Assign a static IP address
-

2 Print Queue Blockage

A stuck job can halt all printing tasks.

Symptoms:



- Jobs stuck in queue
- Printer idle

Fix:

- Cancel all print jobs
- * → 📞 [+1]888-754-6002 Restart print spooler
-

3 🧠 Driver or Software Conflict

Drivers may become incompatible after system updates.

Signs:

- Printer detected but not printing
- Jobs disappear

Fix:

Install the latest Canon MF665Cdw driver.

4 🧴 Toner or Cartridge → 📞 [+1]888-754-6002 Issue

Laser printers depend on proper toner distribution.

Possible issues:

- Low toner levels
 - Misaligned cartridges
 - Drum-related problems
-

5 ⚙️ Incorrect Printer Settings

Your system may send print jobs to another device.



Fix:

- Set printer as default
- * → 📞 [+1]888-754-6002 Disable offline mode
-

6 🔄 Firmware or Internal Glitch

Temporary errors can interrupt printing.

Quick fix:

Restart printer and unplug for 1 minute.

🚀 Fast Troubleshooting Workflow

Follow this sequence:

1. Restart printer and computer
 2. Check network → 📞 [+1]888-754-6002 or USB connection
 3. Clear print queue
 4. Set printer as default
 5. Update/reinstall drivers
 6. Check toner and cartridges
 7. Print test page
-

🧩 Real-World Scenarios

✓ “Printer Shows Ready but Doesn’t Print”

→ Print queue or 📞 [+1]888-754-6002 driver issue



✓ “Works on One Device but Not Another”



→ Driver mismatch

✓ “Stopped After Network Change”

→ IP address mismatch

✓ “No Error but No Output”

→ Internal glitch or spooler issue

  [+1]888-754-6002 Expert Insight: Network Printers Depend on IP Stability

Canon MF665Cdw is a network-based printer.

If its IP address changes:

- Your system may lose connection
- Printing fails silently

Assigning a static IP ensures consistent communication.



[+1]888-754-6002 Pro Tips to Prevent Printing Issues

- Keep drivers updated
 - Use stable network connection
 - Replace toner before it runs out
 - Restart printer periodically
 - Avoid sending large print jobs simultaneously
-

Hidden Cause Most [+1]888-754-6002 Users Miss

Many systems store old printer configurations.

If:


- Printer IP changes
- Network settings update

Your system may still try to connect using outdated data.

Fix:

Re-add the printer or update port settings.

Quick Fix vs [+1]888-754-6002 Deep Fix

Fix Type	When to Use	Speed	Effectiveness
Quick Restart	Minor glitches	Fast	Medium
Queue  [+1]888-754-6002 Clearing	Job blockage	Fast	High
Driver Update	Software conflicts	Moderate	High
Network Fix	IP or connection	Moderate	Very High



	issues		
--	--------	--	--

→ 📞 [+1]888-754-6002 ✓ Quick Recap

- Canon MF665Cdw not printing is usually due to network or driver issues
 - Print queue blockages are common
 - Toner and cartridge issues can affect output
 - IP address changes can break → 📞 [+1]888-754-6002 communication
 - Structured troubleshooting saves time
-

? FAQs (Search-Optimized)

1 Why is my Canon MF665Cdw not printing but showing ready?

This is usually due to a stuck print queue or driver issue. Clearing the → 📞 [+1]888-754-6002 queue often resolves it.

2 How do I fix Canon printer offline issue?

Disable offline mode and reconnect the printer to the correct network.

3 Can low toner stop printing completely?

Yes, laser printers → 📞 [+1]888-754-6002 may stop printing when toner is low.



4 Why do print jobs disappear without printing?

This often indicates a driver or spooler issue.

5 Do I need to reinstall drivers to fix printing → 📱 [+1]888-754-6002 issues?

Only if basic troubleshooting doesn't resolve the problem.

If you want, I can also create **printer troubleshooting diagrams, workflow visuals, or branded thumbnails (your #1075A6 style)** to boost CTR and ranking performance.

