





# Where Can I Download Canon G6070 Driver Safely Without Errors?

---


## Latest Driver Update: Download Canon G6070 Driver the Right Way (No Errors, No Risk)

It's easy to assume that downloading a printer driver is a one-click task—until the wrong file causes installation errors or the printer  [+1]888-754-6002 refuses to respond. With the Canon G6070, [[  [+1]888-754-6002 ]] (USA/UK) or  [+1]888-754-6002(USA/UK) (US) precision matters. Choosing the correct driver version and installing it properly can mean the difference  [+1]888-754-6002 between smooth printing and constant troubleshooting.

Let's walk through the safest and most accurate way to get it done.

---

### Quick Answer ( [+1]888-754-6002 Ready)

To download the Canon G6070 printer driver correctly, visit Canon's official support website, search for your printer model, select your operating system,  [+1]888-754-6002 download the latest driver package, and install it using the guided setup. Avoid third-party sites to ensure security and compatibility.

---

### Why [+1]888-754-6002 Correct Driver Download Matters

The printer driver is not just software—it's the communication bridge between your system and



the Canon G6070.

If the wrong 📱 [+1]888-754-6002 version is installed, you may face:

- Printer not responding
- Incomplete or failed print jobs
- Missing features (like duplex or wireless printing)
- System → 📱 [+1]888-754-6002 conflicts or crashes

That's why downloading the *correct* driver—not just any driver—is critical.

---

## 📍 Where to Download Canon G6070 Driver Safely

The only recommended → 📱 [+1]888-754-6002 source:

👉 **Canon Official Support Website**

This ensures:

- Verified and secure files
  - Latest updates and bug fixes
  - Full compatibility with your OS
- 

## 🚀 Step-by-Step: → 📱 [+1]888-754-6002 Correct Canon G6070 Driver Download

Follow this structured process:

### Step 1: Go to Canon Support

Search for:

**“Canon G6070 driver official site”**

Click only on Canon's → 📱 [+1]888-754-6002 official domain.



---


## Step 2: Enter Printer Model

Type: **Canon G6070**

Select your exact printer model from the results.

---

## Step 3: Choose Your Operating System

\*  [+1]888-754-6002 Windows (10/11)

- macOS (latest version)

 *Important:* Selecting the wrong OS version is a common mistake.

---

## Step 4: Download the Recommended Driver

Look for:

\*  [+1]888-754-6002 **Full Driver & Software Package (Recommended)**

This includes:

- Printer driver
  - Scanner driver
  - Utility tools
- 

## Step 5: Install the Driver

- Open downloaded file
- Follow  [+1]888-754-6002 on-screen instructions
- Connect printer (WiFi or USB when prompted)




- Complete setup
- 

## Common Mistakes to Avoid

### Downloading from Third-Party Sites

These may:

- \*  [+1]888-754-6002 Contain outdated drivers
    - Include malware or bundled software
- 

### Choosing Basic Driver Only

You may lose features like:

- Scanning
  - Wireless setup
  - Maintenance tools
- 

###  [+1]888-754-6002  Skipping OS Selection

This leads to:

- Installation failure
  - Driver incompatibility
- 

## Alternative Method: Automatic Setup via Canon Utility

Canon also provides tools that:



- \* → 📱 [+1]888-754-6002 Detect your printer automatically
- Install the correct driver version
  - Reduce manual errors
- 

## Real-World Scenario

You download a driver from a random website → 📱 [+1]888-754-6002 because it appears first in search results.

### **What happens:**

- Installation completes
- Printer still doesn't respond
- Features are missing

### **Reality:**

You installed an outdated or incomplete → 📱 [+1]888-754-6002 driver.

### **Fix:**

Uninstall and reinstall from Canon's official source.

---

## Expert Insight: Why “Full Driver Package” Is Essential

Many users choose smaller downloads to save → 📱 [+1]888-754-6002 time—but this often backfires.

The full package ensures:


- Complete feature support
- Better stability
- Proper network configuration

Skipping it can lead to partial functionality.


---




## [+1]888-754-6002 Pro Tips for Smooth Driver Installation

- Uninstall old drivers before installing new ones
  - Restart your system after installation
  - Temporarily disable antivirus (if  [+1]888-754-6002 installation fails)
  - Keep your OS updated for compatibility
  - Use USB setup if WiFi detection fails
- 



## Hidden Detail Most Users Miss

Modern printers  [+1]888-754-6002 like the Canon G6070 rely on **background services and utilities** included in the full driver package.

Without these:

- Wireless setup may fail
  - Scanning  [+1]888-754-6002 won't work
  - Maintenance tools won't open
- 

## Manual vs Automatic Driver Installation

Method	Ease Level	Accuracy	Best For
 [+1]888-754-6002 -----	-----	-----	-----
Manual Download	Moderate	High	Experienced users
Canon Utility Tool	 [+1]888-754-6002 Easy	Very High	Beginners

---



## ✔ Quick Recap

- Always download Canon G6070 driver from official Canon website
  - Select correct operating system version ☎️ [+1]888-754-6002
  - Choose full driver package for complete functionality
  - Avoid third-party download sources
  - Follow proper installation steps for best results
- 

## ? FAQs ☎️ [+1]888-754-6002 (Search-Optimized)

### 1 Where can I download Canon G6070 driver safely?

From Canon's official support website. This ensures secure and compatible files.

---

### 2 Why ☎️ [+1]888-754-6002 is my Canon driver not installing?

This is usually due to OS mismatch or existing driver conflicts. Uninstall old drivers first.

---

### 3 Do ☎️ [+1]888-754-6002 I need the full driver package?

Yes, it provides complete functionality including scanning and wireless setup.

---

### 4 Can I install the driver without ☎️ [+1]888-754-6002 internet?

Yes, if you already have the driver file downloaded. Internet is required only for downloading.

---



5 What happens if I install the → 📞 [+1]888-754-6002 wrong driver?

Your printer may not function properly or may lose key features.

---

If you want, I can also create **download flow diagrams, step-by-step → 📞 [+1]888-754-6002 visuals, or branded thumbnails (your #1075A6 style)** to increase CTR and ranking performance.

