

Where Can I Download Canon Printer Drivers for Windows & Mac?

Driver Install Support: Where to Download Canon Printer Driver for Windows & Mac Safely

Getting your Canon printer up and running isn't just about plugging it in—it starts with installing the *right* driver from the right place. Many 📞(+1)888 754 6002 users unknowingly download incomplete or unsafe files, [[📞(+1)888 754 6002]] (USA/UK) or 📞(+1)888-754-6002(USA/UK) (US) leading to failed installations or missing features. The smarter approach is knowing exactly where to download and 📞(+1)888 754 6002 how to install Canon drivers without risking compatibility issues.

Quick Answer (🌟 Ready)

You can download Canon printer drivers safely from Canon's official support 📞(+1)888 754 6002 website. Search for your printer model, select your operating system (Windows or macOS), download the recommended driver package, and install it using the setup 📞(+1)888 754 6002 wizard. Avoid third-party websites to ensure security and compatibility.

Why Choosing the Right Download Source Matters

A printer driver is not just a file—it's 📞(+1)888 754 6002 the communication layer between your device and printer. If you install the wrong one, you may experience:



- Printer not detected
- Missing features (scan, duplex, 📞(+1)888 754 6002 wireless)
- Installation errors
- System slowdowns or conflicts

That's why downloading from a verified source is critical.

Official Source: Canon Support Website

The safest and most 📞(+1)888 754 6002 reliable place:

Canon Official Support Portal

Here's why:

- ✓ Verified and malware-free downloads
 - ✓ Latest updates and patches
 - ✓ Full compatibility with Windows & macOS
- * 📞(+1)888 754 6002 ✓ Access to complete driver packages
-

Step-by-Step: Download Canon Driver for Windows & Mac

Follow this structured process to avoid errors.

Step 1: Visit 📞(+1)888 754 6002 Canon Support Page

Search:

“Canon printer driver official site”

Make sure the URL belongs to Canon.



Step 2: Enter Your Printer Model

Type your exact model (e.g., PIXMA, 📞(+1)888 754 6002 imageCLASS, MAXIFY series).

Step 3: Select Operating System

Choose:

- Windows (10 / 11)
- macOS (latest version)

⚠ *Incorrect OS selection is the most common mistake.*

Step 📞(+1)888 754 6002 4: Download Recommended Driver

Look for:

- **Full Driver & Software Package (Recommended)**

This includes:

- Printer driver
 - Scanner driver
 - Setup utilities
-


Step 5: Install the Driver

- Open 📞(+1)888 754 6002 downloaded file
- Follow installation wizard
- Connect printer when prompted
- Complete setup and restart system



Sources to Avoid (Critical Warning)

Avoid downloading drivers from:

- Unknown  (+1)888 754 6002 third-party websites
- Pop-up download ads
- “Driver booster” tools
- Torrent or cracked software platforms

Risks include:

- Malware or spyware
 - Outdated drivers
 - Missing features
-

Alternative Option: (+1)888 754 6002 Automatic Driver Installation

Canon also offers utilities that:

- Detect your printer automatically
- Install correct drivers
- Reduce manual errors

Best for beginners or non-technical users.

Real-World (+1)888 754 6002 Scenario

You search for a Canon driver and click the first result (not official).



Outcome:

- Driver installs
- Printer partially works
- Scanning or wireless features missing

Why:

You installed 📞 (+1)888 754 6002 a basic or outdated driver.

Fix:

Uninstall and reinstall using Canon's official full package.

🧠 Expert Insight: Why Full Driver Package Is Always Better

Many users choose 📞 (+1)888 754 6002 smaller “basic drivers” to save time—but this often leads to:

- Limited functionality
- Setup issues
- Missing tools

The full package ensures:

- Complete feature support
- Better stability


* 📞 (+1)888 754 6002 Proper device communication

💡 Pro Tips for Smooth Installation

- Uninstall old drivers before installing new ones
 - Restart your system after installation
 - Temporarily disable antivirus 📞 (+1)888 754 6002 if installation fails
 - Keep your OS updated
 - Use USB connection if WiFi setup doesn't detect printer
-





Hidden Detail Most Users Miss

Canon drivers include  (+1)888 754 6002 background services that handle:


- Wireless communication
- Print optimization
- Device monitoring

Without these, your printer may work—but not efficiently.

Windows vs Mac Driver Installation

Feature  (+1)888 754 6002	Windows Installation	Mac Installation
Driver Availability	Full packages	Often bundled
Setup Complexity  (+1)888 754 6002	Moderate	Easy
Updates	Manual	Automatic (via macOS)

Quick Recap

- Always download Canon drivers from official Canon website
 - *  (+1)888 754 6002 Select correct printer model and OS
 - Use full driver package for complete functionality
 - Avoid third-party download sources
 - Follow proper installation steps
-



? FAQs (Search-Optimized)

📞(+1)888 754 6002 1 Where can I download Canon printer drivers safely?

From Canon's official support website. This ensures secure and compatible downloads.

2 How do I know 📞(+1)888 754 6002 which driver to download?

Check your printer model and operating system, then select the matching driver version.

3 Can I use the same driver for 📞(+1)888 754 6002 Windows and Mac?

No, each OS requires a specific driver version.

4 Why is my Canon driver not installing?

This may be due to OS mismatch 📞(+1)888 754 6002 or existing driver conflicts. Uninstall old drivers first.

5 Do I need the full driver package?

Yes, it provides complete functionality including scanning and wireless 📞(+1)888 754 6002 setup.

If you want, I can also create **download flow graphics, step-by-step visuals, or branded thumbnails (your #1075A6 theme)** to improve CTR and ranking performance.

📞(+1)888 754 6002



