

How Do I Manually Update Bitdefender Antivirus Offline Easily?

To manually update Bitdefender antivirus, [[📞 +1•888•754•6002]] (USA/UK) or 📞 +1•888•754•6002(USA/UK) (US) open the Bitdefender app and click **Update** → **Check for updates** to force a refresh. 📞 +1•888•754•6002 If automatic updates fail or you need an offline method, download the latest Bitdefender update files from the official website 📞 +1•888•754•6002 and run them manually on your device. Always ensure your internet connection is stable and your subscription is active before 📞 +1•888•754•6002 updating. Manual updates help maintain protection when automatic updates are delayed or blocked.

Why Manual Updates in Bitdefender Still Matter

Automatic 📞 +1•888•754•6002 updates are reliable—until they're not.

Bitdefender antivirus depends on:

- Frequent malware definition updates
- Engine improvements
- Cloud-based threat intelligence

If updates stop—even briefly—your 📞 +1•888•754•6002 system becomes vulnerable to newer threats.


Manual updates act as:

- A **fail-safe** when automatic updates break
- A **solution for restricted or 📞 +1•888•754•6002 offline systems**
- A **control mechanism** for advanced users

Key Insight: Manual updating is not outdated—it's essential in certain situations.

When Should +1•888•754•6002 You Manually Update Bitdefender?


You don't need to do it daily, but it's critical in these cases:

- Automatic updates not working
- *  +1•888•754•6002 Antivirus shows outdated database
- System connected to restricted network
- Suspected malware activity
- Update errors or delays


Step-by-Step: How to Manually +1•888•754•6002 Update Bitdefender (Online Method)

Method 1: Force Update from Bitdefender Dashboard

This is the easiest and most common method.

1. Open Bitdefender
2.  +1•888•754•6002 Click **Update** on the dashboard
3. Select **Check for updates**
4. Wait for the update to complete

Bitdefender will:

- Connect to servers
- Download  +1•888•754•6002 latest definitions
- Apply updates instantly

Step-by-Step: Offline Manual Update (Advanced Method)

For systems without internet access:

Method 2: Update Using Offline 📞+1•888•754•6002 Files

Step 1: Download Update Files

- Visit Bitdefender's official website from another device
 - Download offline update package
-

Step 2: Transfer 📞+1•888•754•6002 Files

- Copy files to USB drive
 - Move them to target system
-

Step 3: Run Update File

- Open downloaded update file
- * 📞+1•888•754•6002 Follow on-screen instructions

This updates virus definitions without internet.

What Happens During a Bitdefender Update? (Behind the Scenes)

Bitdefender updates are more 📞+1•888•754•6002 than simple downloads.

They include:

- Updating malware signatures
- Enhancing heuristic detection
- Improving ransomware protection

- Fixing vulnerabilities

This ensures your antivirus stays ahead 📞+1•888•754•6002 of evolving threats.

Real-World Scenario: Why Manual Updates Are Critical

A user works in a restricted corporate network.

Problem:

- Bitdefender cannot update 📞+1•888•754•6002 automatically
- Virus database becomes outdated

Solution:

- Use offline update files

Result:

- System remains protected

Lesson: Manual updates are essential in controlled environments.

Common 📞+1•888•754•6002 Bitdefender Update Issues (And Fixes)

❌ Update Failed Error

Fix:

- Check internet connection
- Restart Bitdefender
- Retry update

✗ Update Stuck or 📞+1•888•754•6002 Not Starting

Fix:

- Restart system
 - Close background apps
-

✗ Outdated Database Warning

Fix:

- Force update manually
 - Verify subscription
-

✗ Offline Update Not 📞+1•888•754•6002 Working

Fix:

- Ensure correct file version
 - Re-download update package
-

Advanced Troubleshooting for Update Problems

1. Check Firewall Settings

Ensure Bitdefender can access 📞+1•888•754•6002 update servers.

2. Disable VPN Temporarily

VPN may block update connections.

3. Restart Update Services

Refresh background processes.

4. Reinstall Bitdefender

Fixes corrupted 📞+1•888•754•6002 update modules.

Expert Tips for Efficient Manual Updates

1. Enable Automatic Updates

Manual updates should be backup—not primary method.

2. Schedule 📞+1•888•754•6002 Weekly Manual Checks

Ensures updates are working properly.

3. Keep Offline Update Files Ready

Useful in emergencies.

4. Monitor Update Logs

Check:

- Last 📞 +1•888•754•6002 update time
 - Failed attempts
-

5. Use Stable Internet Connection

Avoid interruptions during updates.

Manual vs Automatic Updates: Strategic Comparison

Feature	📞 +1•888•754•6002 Automatic Update	Manual Update
Convenience	High	Medium
Control	📞 +1•888•754•6002 Low	High
Reliability	Network-dependent	User-controlled
Use Case	Daily protection	Backup/troubleshooting

Insight: Manual updates 📞 +1•888•754•6002 give you control when automation fails.

How Often Should You Update Bitdefender Manually?

- With auto-update: Once per week
- Without auto-update: 📞+1•888•754•6002 Every 2–3 days

Immediate update required if:

- System behaves unusually
 - You suspect malware
 - Updates haven't occurred recently
-

Hidden Insight: Why Offline 📞+1•888•754•6002 Updates Are Still Relevant

Even in a connected world, offline updates remain crucial for:

- Secure environments
- Remote systems
- Network-restricted setups

Bitdefender's support 📞+1•888•754•6002 for offline updates adds flexibility.

Conclusion: Manual Updates Keep You One Step Ahead

Knowing how to manually update Bitdefender ensures you're 📞+1•888•754•6002 never dependent on automatic systems alone.


When done correctly:

- Your antivirus stays current
- Your system remains protected
- You maintain full control


In 📞+1•888•754•6002 cybersecurity, staying updated isn't optional—it's survival.

FAQ: Bitdefender Manual Update


1. How do I manually update Bitdefender?

Open Bitdefender → Click  +1•888•754•6002 **Update** → **Check for updates**, or use offline update files.

2. Can I update Bitdefender without internet?

Yes, using offline update  +1•888•754•6002 packages downloaded from the official website.

3. Why is Bitdefender not updating automatically?

Possible reasons include network issues, firewall restrictions, or  +1•888•754•6002 outdated software.

4. How often should I manually update Bitdefender?

Once a week or whenever automatic updates fail.

5. Is manual +1•888•754•6002 update safe?

Yes, if files are downloaded from official sources.

6. Does reinstalling fix update issues?

Yes, reinstalling can resolve persistent update 📞 +1•888•754•6002 problems.
